

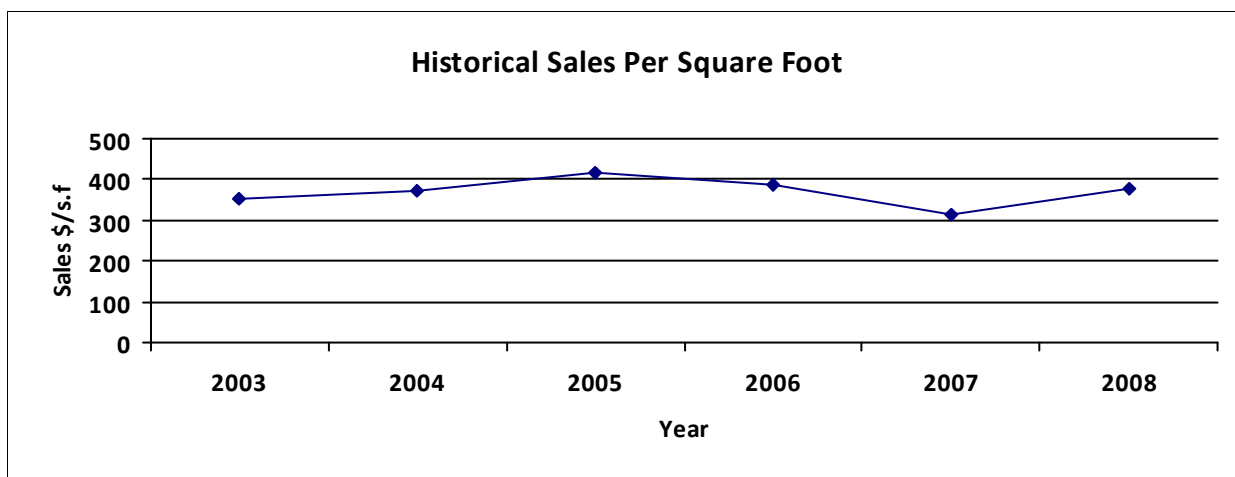
Year of Sale	Address		Unit No	Price	Sq. Feet
2005	5393	Gulf Of Mexico	103a	700000	1300
Totals for	2005	Number of Sales	1		
	Average sale price	700000		Average price /sf	538.462
2004	5393	Gulf Of Mexico	207b	625000	1300
2004	5393	Gulf Of Mexico	204a	720000	1300
2004	5393	Gulf Of Mexico	203a	585000	1300
2004	5393	Gulf Of Mexico	110b	690000	1300
Totals for	2004	Number of Sales	4		
	Average sale price	655000		Average price /sf	503.846

Marina Bay

34228 All sales recorded through 01/31/2009

Prepared by Scott Norris
Source is First American Real Estate Solutions

Year	No. of Sales	Avg Sale Price	Sale Price/S.F.
2003	4	1015375	351
2004	5	1208800	375
2005	8	1307125	417
2006	1	1191000	386
2007	1	1057000	313
2008	3	1210000	378



Year of Sale	Address	Unit No	Price	Sq. Feet
2008	2410 Harbourside	141	1350000	3690
2008	2450 Harbourside	224	1100000	3083
2008	2550 Harbourside	352	1180000	2830
Totals for	2008	Number of Sales	3	
	Average sale price	1210000	Average price /sf	378.007
2007	2410 Harbourside	112	1057000	3382
Totals for	2007	Number of Sales	1	
	Average sale price	1057000	Average price /sf	312.537
2006	2450 Harbourside	214	1191000	3083
Totals for	2006	Number of Sales	1	
	Average sale price	1191000	Average price /sf	386.312
2005	2450 Harbourside	221	1199000	3083
2005	2410 Harbourside	114	1320000	3690

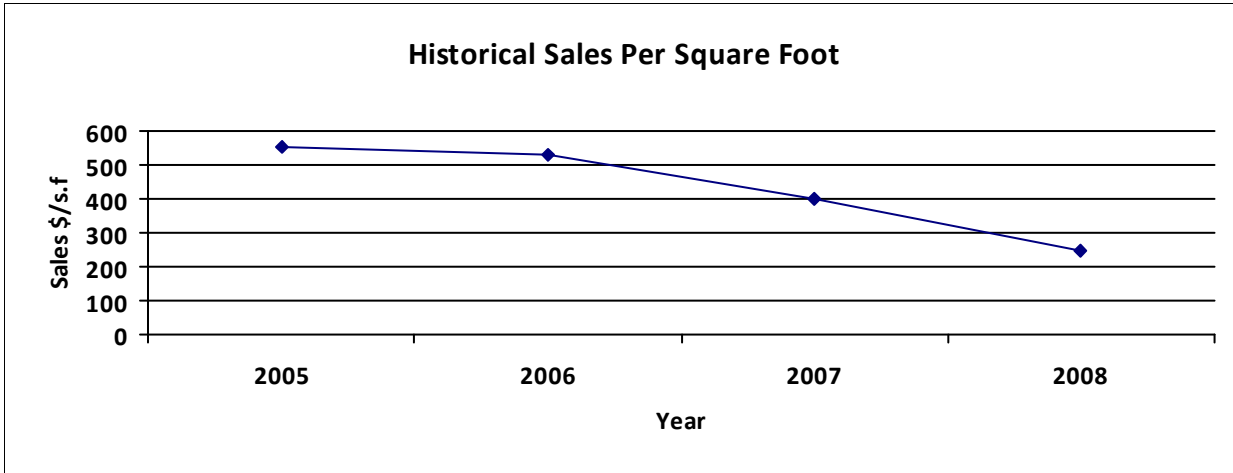
Year of Sale	Address		Unit No	Price	Sq. Feet
2005	2550	Harbourside	324	1169000	3083
2005	2450	Harbourside	254	1499000	3083
2005	2550	Harbourside	342	1150000	2830
2005	2550	Harbourside	351	1475000	3083
2005	2550	Harbourside	352	1350000	2830
2005	2410	Harbourside	133	1295000	3382
Totals for	2005	Number of Sales	8		
	Average sale price	1307125		Average price /sf	417.212
2004	2410	Harbourside	133	1295000	3382
2004	2450	Harbourside	212	1150000	2830
2004	2410	Harbourside	132	1290000	3382
2004	2450	Harbourside	252	989000	2830
2004	2410	Harbourside	114	1320000	3690
Totals for	2004	Number of Sales	5		
	Average sale price	1208800		Average price /sf	375.078
2003	2550	Harbourside	312	850000	2830
2003	2550	Harbourside	312	850000	2830
2003	2550	Harbourside	343	862500	2830
2003	2450	Harbourside	254	1499000	3083
Totals for	2003	Number of Sales	4		
	Average sale price	1015375		Average price /sf	350.946

Mccalls Beach Castle

34228 All sales recorded through 01/31/2009

Prepared by Scott Norris
Source is First American Real Estate Solutions

Year	No. of Sales	Avg Sale Price	Sale Price/S.F.
2005	16	512244	552
2006	3	519200	531
2007	2	672500	402
2008	1	250000	247



Year of Sale	Address	Unit No	Price	Sq. Feet
2008	5310 Gulf Of Mexico	16	250000	1014
Totals for	2008	Number of Sales	1	
	Average sale price	250000	Average price /sf	246.548
2007	5310 Gulf Of Mexico	11	410000	1014
2007	5310 Gulf Of Mexico	7	935000	2330
Totals for	2007	Number of Sales	2	
	Average sale price	672500	Average price /sf	402.213
2006	5310 Gulf Of Mexico	23	395000	711
2006	5311 Gulf Of Mexico	8	512600	1110
2006	5311 Gulf Of Mexico	9	650000	1110
Totals for	2006	Number of Sales	3	
	Average sale price	519200	Average price /sf	531.423
2005	5311 Gulf Of Mexico	2	803900	1028
2005	5311 Gulf Of Mexico	3	797100	1028

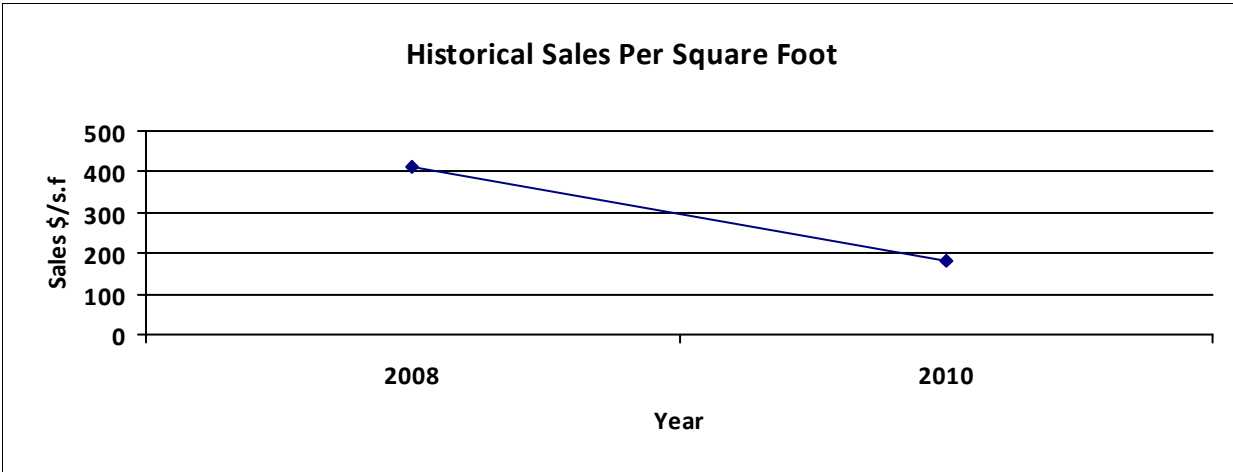
Year of Sale	Address		Unit No	Price	Sq. Feet
2005	5311	Gulf Of Mexico	4	783900	1028
2005	5311	Gulf Of Mexico	8	512600	1110
2005	5310	Gulf Of Mexico	11	410000	1014
2005	5311	Gulf Of Mexico	1	817700	1028
2005	5310	Gulf Of Mexico	14	379000	711
2005	5310	Gulf Of Mexico	15	453300	1014
2005	5310	Gulf Of Mexico	16	479000	1014
2005	5310	Gulf Of Mexico	17	338100	711
2005	5310	Gulf Of Mexico	21	455300	1014
2005	5310	Gulf Of Mexico	22	441300	1014
2005	5310	Gulf Of Mexico	23	395000	711
2005	5310	Gulf Of Mexico	24	344700	711
2005	5310	Gulf Of Mexico	26	344700	711
2005	5310	Gulf Of Mexico	12	440300	1014
Totals for	2005	Number of Sales	16		
	Average sale price	512244	Average price /sf	551.504	

Neptune On Longboat Key

34228 All sales recorded through 01/31/2009

Prepared by Scott Norris
Source is First American Real Estate Solutions

Year	No. of Sales	Avg Sale Price	Sale Price/S.F.
2008	2	244950	412
2010	1	117300	179



Year of Sale	Address	Unit No	Price	Sq. Feet
2010	2850 Gulf Of Mexico	8	117300	657
Totals for 2010		Number of Sales	1	
Average sale price		117300	Average price /sf	178.539
2008	2850 Gulf Of Mexico	7	189900	657
2008	2850 Gulf Of Mexico	9	300000	532
Totals for 2008		Number of Sales	2	
Average sale price		244950	Average price /sf	412.027

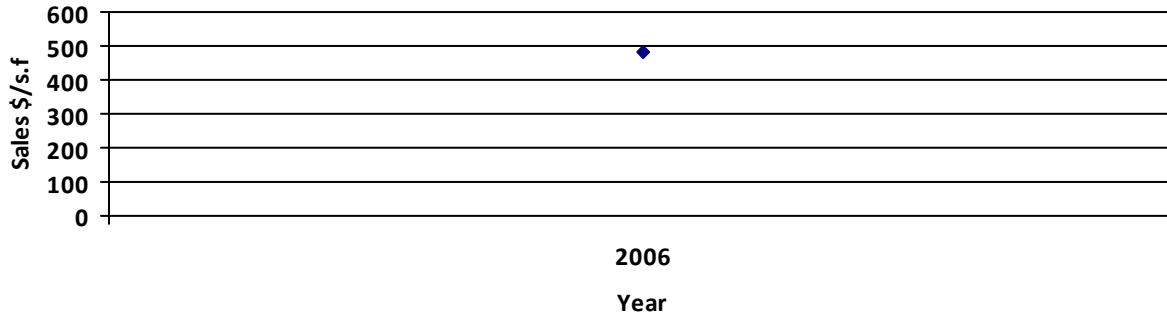
Northgate Longboat Key

34228 All sales recorded through 01/31/2009

Prepared by Scott Norris
Source is First American Real Estate Solutions

Year	No. of Sales	Avg Sale Price	Sale Price/S.F.
2006	1	655000	485

Historical Sales Per Square Foot



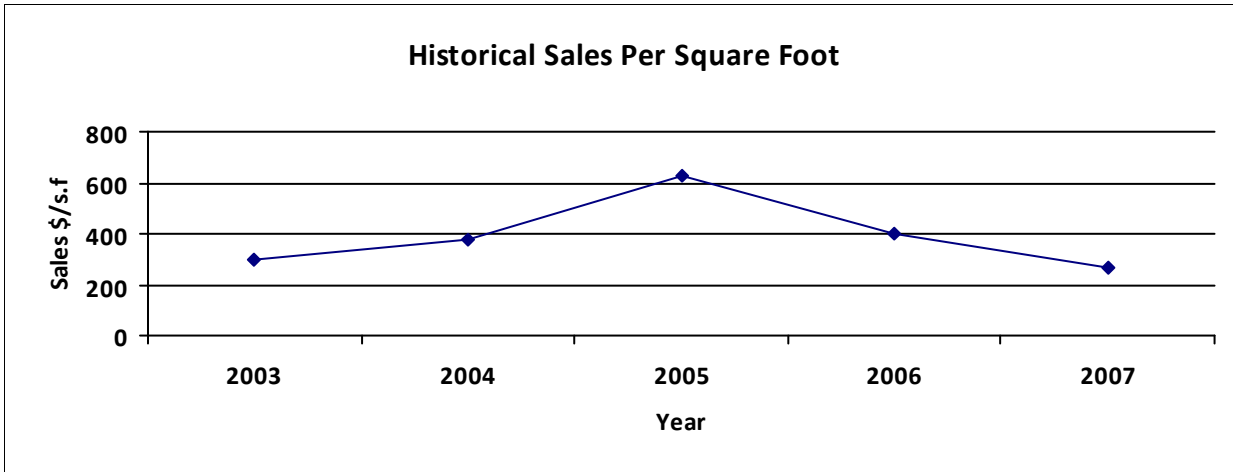
Year of Sale	Address	Unit No	Price	Sq. Feet
2006	490 Shore	4	655000	1350
Totals for	2006	Number of Sales	1	
	Average sale price	655000	Average price /sf	485.185

Pelican Harbour

34228 All sales recorded through 01/31/2009

Prepared by Scott Norris
Source is First American Real Estate Solutions

Year	No. of Sales	Avg Sale Price	Sale Price/S.F.
2003	3	508167	299
2004	4	481250	373
2005	9	841778	631
2006	1	650000	397
2007	1	305000	265



Year of Sale	Address	Unit No	Price	Sq. Feet
2007	4234 Gulf Of Mexico	L1	305000	1150
Totals for	2007	Number of Sales	1	
	Average sale price	305000	Average price /sf	265.217
2006	4234 Gulf Of Mexico	G1	650000	1636
Totals for	2006	Number of Sales	1	
	Average sale price	650000	Average price /sf	397.311
2005	4234 Gulf Of Mexico	Z2	495000	1150
2005	4234 Gulf Of Mexico	E2	618000	1248
2005	4234 Gulf Of Mexico	E2	618000	1248
2005	4234 Gulf Of Mexico	V1	595000	1150
2005	4239 Gulf Of Mexico	Mh2	830000	1165
2005	4239 Gulf Of Mexico	Mh4	725000	1060
2005	4241 Gulf Of Mexico	201	1225000	1660
2005	4241 Gulf Of Mexico	501	1235000	1660
2005	4241 Gulf Of Mexico	501	1235000	1660

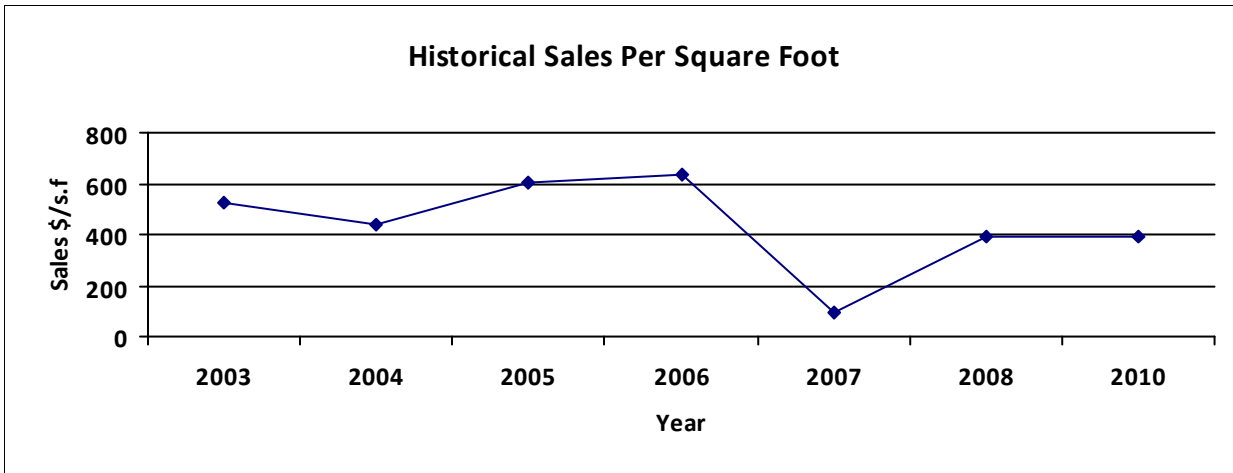
Year of Sale	Address		Unit No	Price	Sq. Feet
Totals for	2005	Number of Sales	9		
	Average sale price	841778		Average price /sf	631.281
2004	4239	Gulf Of Mexico	Mh5	480000	1185
2004	4234	Gulf Of Mexico	T2	390000	1150
2004	4234	Gulf Of Mexico	N2	575000	1636
2004	4239	Gulf Of Mexico	Mh5	480000	1185
Totals for	2004	Number of Sales	4		
	Average sale price	481250		Average price /sf	373.351
2003	4241	Gulf Of Mexico	601	800000	2792
2003	4234	Gulf Of Mexico	B1	349500	1150
2003	4234	Gulf Of Mexico	Aa2	375000	1150
Totals for	2003	Number of Sales	3		
	Average sale price	508167		Average price /sf	299.391

Pierre

34228 All sales recorded through 01/31/2009

Prepared by Scott Norris
Source is First American Real Estate Solutions

Year	No. of Sales	Avg Sale Price	Sale Price/S.F.
2003	4	1367500	524
2004	10	1171000	439
2005	6	1564167	606
2006	1	1825000	634
2007	1	238600	97
2008	1	1100000	396
2010	1	950000	394



Year of Sale	Address	Unit No	Price	Sq. Feet
2010	455 Longboat Club	602	950000	2410
Totals for	2010	Number of Sales	1	
	Average sale price	950000	Average price /sf	394.191
2009	455 Longboat Club	305	1125000	2880
Totals for	2009	Number of Sales	1	
	Average sale price	1125000	Average price /sf	390.625
2008	455 Longboat Club	701	1100000	2780
Totals for	2008	Number of Sales	1	
	Average sale price	1100000	Average price /sf	395.683
2007	455 Longboat Club	703	238600	2470

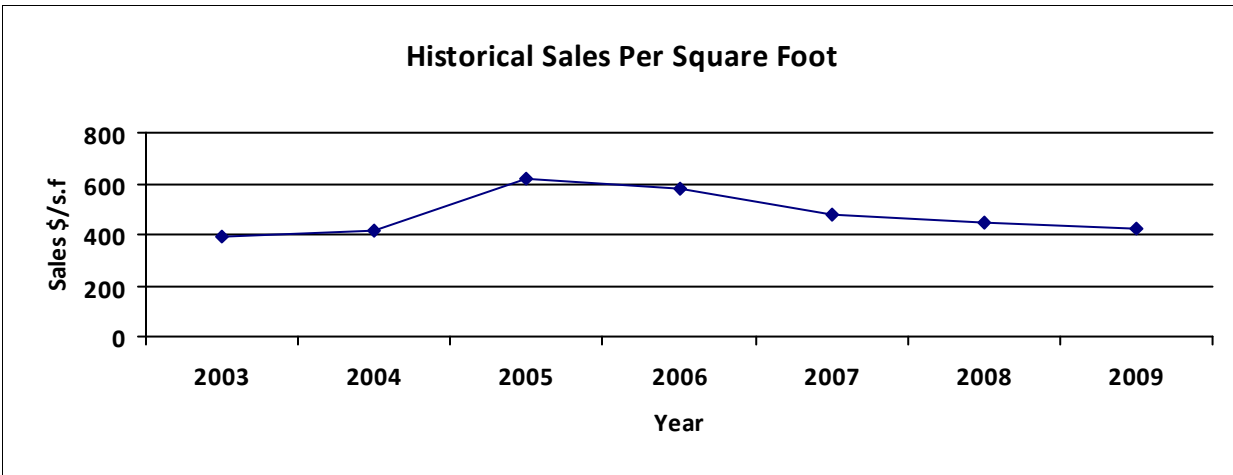
Year of Sale	Address		Unit No	Price	Sq. Feet
Totals for	2007	Number of Sales	1		
	Average sale price	238600		Average price /sf	96.5992
2006	455	Longboat Club	604	1825000	2880
Totals for	2006	Number of Sales	1		
	Average sale price	1825000		Average price /sf	633.681
2005	455	Longboat Club	306	1250000	2470
2005	455	Longboat Club	404	1675000	2880
2005	455	Longboat Club	502	1225000	2410
2005	455	Longboat Club	603	1650000	2470
2005	455	Longboat Club	901	2195000	2780
2005	455	Longboat Club	706	1390000	2470
Totals for	2005	Number of Sales	6		
	Average sale price	1564167		Average price /sf	606.266
2004	455	Longboat Club	301	1150000	2780
2004	455	Longboat Club	904	1450000	2880
2004	455	Longboat Club	401	1300000	2780
2004	455	Longboat Club	903	1110000	2470
2004	455	Longboat Club	406	950000	2470
2004	455	Longboat Club	601	1340000	2780
2004	455	Longboat Club	505	1710000	2880
2004	455	Longboat Club	507	475000	2410
2004	455	Longboat Club	708	1250000	2780
2004	455	Longboat Club	606	975000	2470
Totals for	2004	Number of Sales	10		
	Average sale price	1171000		Average price /sf	438.577
2003	455	Longboat Club	506	900000	2470
2003	455	Longboat Club	301	1150000	2780
2003	455	Longboat Club	901	2195000	2780
2003	455	Longboat Club	502	1225000	2410
Totals for	2003	Number of Sales	4		
	Average sale price	1367500		Average price /sf	523.946

Players Club

34228 All sales recorded through 01/31/2009

Prepared by Scott Norris
Source is First American Real Estate Solutions

Year	No. of Sales	Avg Sale Price	Sale Price/S.F.
2003	8	711562	391
2004	8	698662	416
2005	10	1068070	617
2006	5	1009500	581
2007	4	888250	482
2008	4	764500	449
2009	2	911250	427



Year of Sale	Address	Unit No	Price	Sq. Feet
2009	1445 Gulf Of Mexico	404	619000	1679
2009	1485 Gulf Of Mexico	504	1135000	2184
2009	1465 Gulf Of Mexico	101	687500	2083
Totals for	2009	Number of Sales	3	
	Average sale price	813833	Average price /sf	410.612
2008	1465 Gulf Of Mexico	205	649000	1548
2008	1425 Gulf Of Mexico	106	820000	1758
2008	1425 Gulf Of Mexico	107	600000	1747
2008	1485 Gulf Of Mexico	208	989000	1756
Totals for	2008	Number of Sales	4	
	Average sale price	764500	Average price /sf	449.111
2007	1465 Gulf Of Mexico	206	1050000	1815
2007	1465 Gulf Of Mexico	104	678000	2051

Year of Sale	Address		Unit No	Price	Sq. Feet
2007	1445	Gulf Of Mexico	502	1000000	1826
2007	1445	Gulf Of Mexico	404	825000	1679
Totals for	2007	Number of Sales	4		
	Average sale price	888250		Average price /sf	482.024
2006	1485	Gulf Of Mexico	406	745000	1366
2006	1425	Gulf Of Mexico	108	1250000	2046
2006	1425	Gulf Of Mexico	201	1375000	2107
2006	1445	Gulf Of Mexico	202	782500	1621
2006	1465	Gulf Of Mexico	303	895000	1548
Totals for	2006	Number of Sales	5		
	Average sale price	1009500		Average price /sf	580.974
2005	1485	Gulf Of Mexico	203	980000	1569
2005	1485	Gulf Of Mexico	102	910000	1774
2005	1425	Gulf Of Mexico	107	1110000	1747
2005	1445	Gulf Of Mexico	304	1025700	1859
2005	1485	Gulf Of Mexico	110	960000	1722
2005	1425	Gulf Of Mexico	208	1247000	1897
2005	1425	Gulf Of Mexico	401	1325000	2107
2005	1425	Gulf Of Mexico	404	848000	1374
2005	1425	Gulf Of Mexico	502	950000	1567
2005	1425	Gulf Of Mexico	103	1325000	1690
Totals for	2005	Number of Sales	10		
	Average sale price	1068070		Average price /sf	617.167
2004	1485	Gulf Of Mexico	209	799000	1839
2004	1485	Gulf Of Mexico	104	825000	1774
2004	1465	Gulf Of Mexico	201	385300	1863
2004	1465	Gulf Of Mexico	202	680000	1548
2004	1465	Gulf Of Mexico	306	700000	1815
2004	1465	Gulf Of Mexico	405	710000	1368
2004	1445	Gulf Of Mexico	404	825000	1679
2004	1425	Gulf Of Mexico	205	665000	1561
Totals for	2004	Number of Sales	8		
	Average sale price	698663		Average price /sf	415.654
2003	1465	Gulf Of Mexico	304	690000	1548

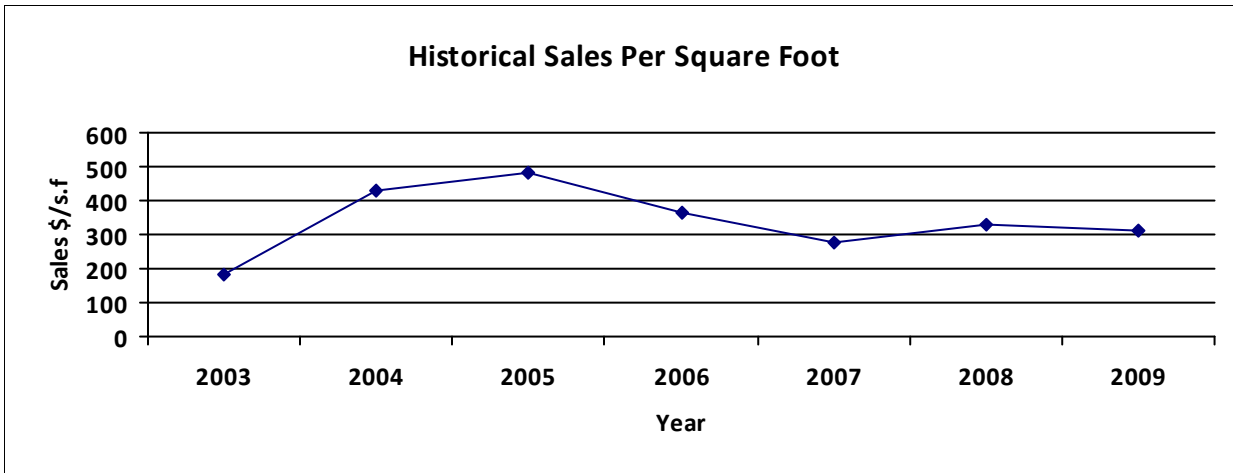
Year of Sale	Address		Unit No	Price	Sq. Feet
2003	1465	Gulf Of Mexico	402	645000	1668
2003	1485	Gulf Of Mexico	209	799000	1839
2003	1445	Gulf Of Mexico	503	775000	2551
2003	1485	Gulf Of Mexico	206	693500	1569
2003	1425	Gulf Of Mexico	108	1250000	2046
2003	1425	Gulf Of Mexico	402	97500	1567
2003	1445	Gulf Of Mexico	401	742500	1753
Totals for	2003	Number of Sales	8		
	Average sale price	711563	Average price /sf	391.479	

Portobello

34228 All sales recorded through 01/31/2009

Prepared by Scott Norris
Source is First American Real Estate Solutions

Year	No. of Sales	Avg Sale Price	Sale Price/S.F.
2003	2	500000	181
2004	6	573650	428
2005	6	669667	484
2006	3	550000	363
2007	3	396667	279
2008	2	417500	331
2009	2	390000	310



Year of Sale	Address		Unit No	Price	Sq. Feet
2009	3235	Gulf Of Mexico	A205b	510000	1260
2009	3240	Gulf Of Mexico	B503b	270000	1260
Totals for	2009	Number of Sales		2	
	Average sale price	390000		Average price /sf	309.524
2008	3240	Gulf Of Mexico	104	255000	1260
2008	3235	Gulf Of Mexico	A203b	580000	1260
Totals for	2008	Number of Sales		2	
	Average sale price	417500		Average price /sf	331.349
2007	3235	Gulf Of Mexico	201	575000	1505
2007	3240	Gulf Of Mexico	603	130000	1260
2007	3240	Gulf Of Mexico	305	485000	1505

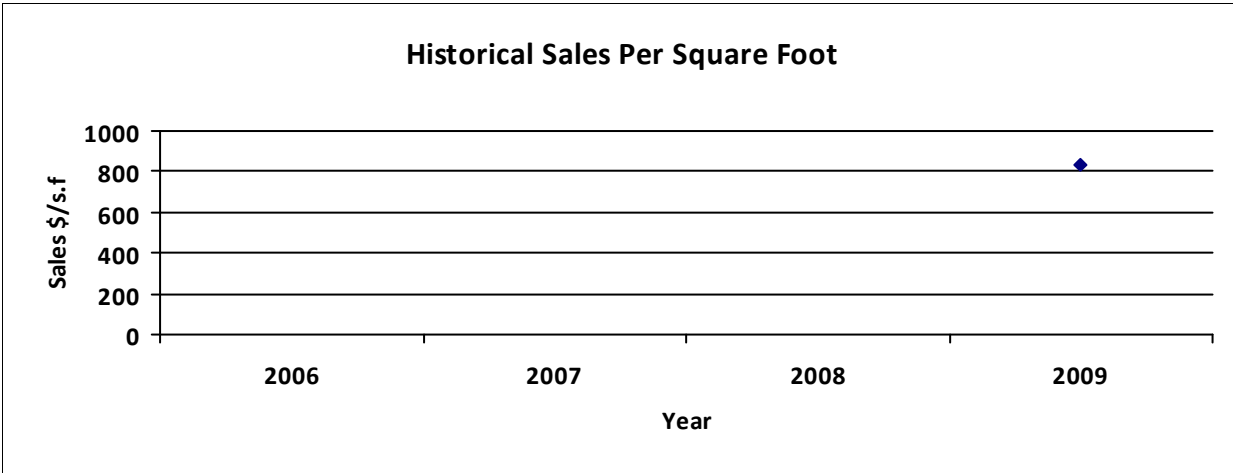
Year of Sale	Address		Unit No	Price	Sq. Feet
Totals for	2007	Number of Sales	3		
	Average sale price	396667		Average price /sf	278.689
2006	3240	Gulf Of Mexico	301	485000	1519
2006	3240	Gulf Of Mexico	601	515000	1519
2006	3240	Gulf Of Mexico	602	650000	1505
Totals for	2006	Number of Sales	3		
	Average sale price	550000		Average price /sf	363.196
2005	3235	Gulf Of Mexico	504	785000	1260
2005	3240	Gulf Of Mexico	606	580000	1519
2005	3240	Gulf Of Mexico	204	499000	1260
2005	3235	Gulf Of Mexico	501	799000	1505
2005	3240	Gulf Of Mexico	504	530000	1260
2005	3235	Gulf Of Mexico	106	825000	1505
Totals for	2005	Number of Sales	6		
	Average sale price	669667		Average price /sf	483.572
2004	3240	Gulf Of Mexico	102	290000	1505
2004	3235	Gulf Of Mexico	402	749900	1260
2004	3235	Gulf Of Mexico	304	755000	1260
2004	3235	Gulf Of Mexico	203	597000	1260
2004	3240	Gulf Of Mexico	405	425000	1505
2004	3235	Gulf Of Mexico	505	625000	1260
Totals for	2004	Number of Sales	6		
	Average sale price	573650		Average price /sf	427.565
2003	3240	Gulf Of Mexico	505		1505
2003	3235	Gulf Of Mexico	204	500000	1260
Totals for	2003	Number of Sales	2		
	Average sale price	500000		Average price /sf	180.832

Positano

34228 All sales recorded through 01/31/2009

Prepared by Scott Norris
Source is First American Real Estate Solutions

Year	No. of Sales	Avg Sale Price	Sale Price/S.F.
2006	1	2416000	
2007	2	3287500	
2008	1	3300000	
2009	1	2800000	838



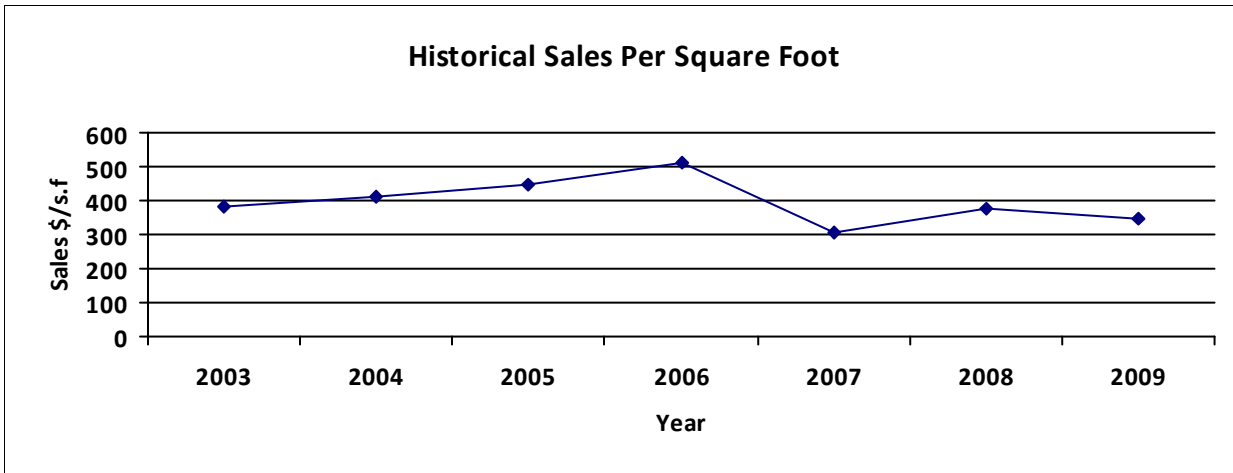
Year of Sale	Address	Unit No	Price	Sq. Feet
2009	4965 Gulf Of Mexico	206	2800000	3343
Totals for	2009	Number of Sales	1	
	Average sale price	2800000	Average price /sf	837.571
2008	4975 Gulf Of Mexico	301	3300000	
Totals for	2008	Number of Sales	1	
	Average sale price	3300000	Average price /sf	
2007	4985 Gulf Of Mexico	401	3000000	
2007	4955 Gulf Of Mexico	105	3575000	
Totals for	2007	Number of Sales	2	
	Average sale price	3287500	Average price /sf	
2006	4965 Gulf Of Mexico	206	2416000	
Totals for	2006	Number of Sales	1	
	Average sale price	2416000	Average price /sf	

Privateer

34228 All sales recorded through 01/31/2009

Prepared by Scott Norris
Source is First American Real Estate Solutions

Year	No. of Sales	Avg Sale Price	Sale Price/S.F.
2003	11	504727	381
2004	6	572500	414
2005	9	599167	445
2006	3	646667	513
2007	4	604000	304
2008	7	542543	374
2009	4	507500	347



Year of Sale	Address	Unit No	Price	Sq. Feet
2009	1000 Longboat Club	101	770000	1736
2009	1050 Longboat Club	903	370000	1409
2009	1050 Longboat Club	702	540000	1290
2009	1050 Longboat Club	404	350000	1409
2009	1000 Longboat Club	204	325000	1409
Totals for 2009		Number of Sales	5	
Average sale price		471000	Average price /sf	324.693
2008	1050 Longboat Club	306	495000	1409
2008	1000 Longboat Club	805	500000	1290
2008	1000 Longboat Club	202	450000	1290
2008	1000 Longboat Club	903	210000	1409
2008	1000 Longboat Club	401	665000	1736
2008	1000 Longboat Club	1101	872800	1736
2008	1000 Longboat Club	602	605000	1290

Year of Sale	Address		Unit No	Price	Sq. Feet
Totals for	2008	Number of Sales	7		
	Average sale price	542543		Average price /sf	373.799
2007	1000	Longboat Club	401		1736
2007	1050	Longboat Club	904	517000	1409
2007	1000	Longboat Club	804	665000	1409
2007	1050	Longboat Club	1004	630000	1409
Totals for	2007	Number of Sales	4		
	Average sale price	604000		Average price /sf	303.874
2006	1050	Longboat Club	506	395000	1080
2006	1050	Longboat Club	605	655000	1290
2006	1050	Longboat Club	1003	890000	1409
Totals for	2006	Number of Sales	3		
	Average sale price	646667		Average price /sf	513.363
2005	1050	Longboat Club	504	529000	1409
2005	1000	Longboat Club	406	605000	1080
2005	1000	Longboat Club	605	649000	1290
2005	1050	Longboat Club	204	789000	1409
2005	1000	Longboat Club	702	650000	1290
2005	1050	Longboat Club	303	530000	1409
2005	1050	Longboat Club	201	639500	1409
2005	1050	Longboat Club	204	789000	1409
2005	1000	Longboat Club	303	212000	1409
Totals for	2005	Number of Sales	9		
	Average sale price	599167		Average price /sf	445.146
2004	1000	Longboat Club	403	580000	1409
2004	1050	Longboat Club	205	535000	1290
2004	1000	Longboat Club	101	650000	1736
2004	1050	Longboat Club	602	625000	1290
2004	1050	Longboat Club	402	522500	1290
2004	1050	Longboat Club	402	522500	1290
Totals for	2004	Number of Sales	6		
	Average sale price	572500		Average price /sf	413.606
2003	1050	Longboat Club	405	540000	1290

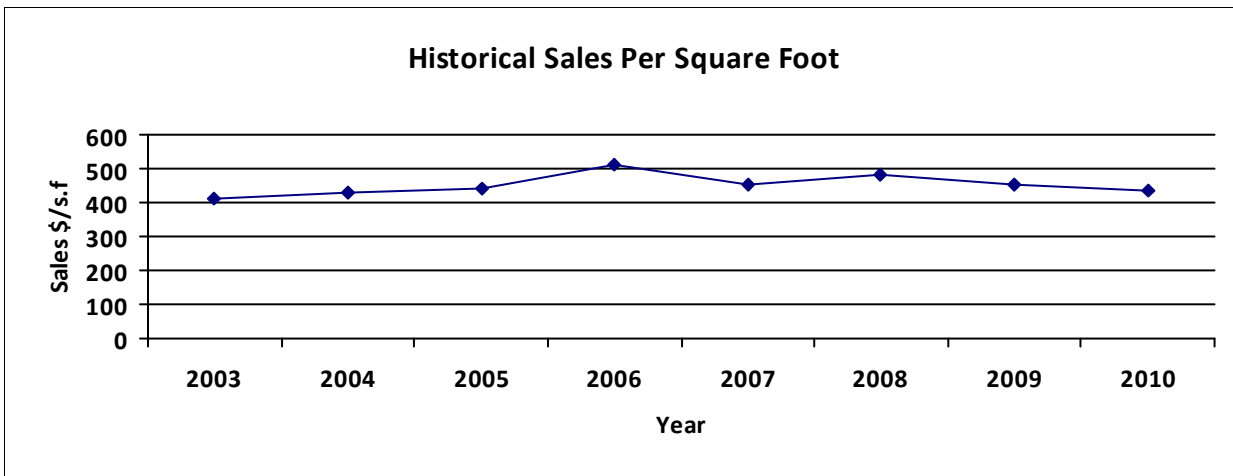
Year of Sale	Address		Unit No	Price	Sq. Feet
2003	1050	Longboat Club	902	460000	1290
2003	1050	Longboat Club	704	422000	1409
2003	1050	Longboat Club	506	395000	1080
2003	1050	Longboat Club	502	495000	1290
2003	1000	Longboat Club	601	520000	1409
2003	1050	Longboat Club	205	535000	1290
2003	1000	Longboat Club	801	585000	1409
2003	1050	Longboat Club	303	530000	1409
2003	1000	Longboat Club	906	645000	1409
2003	1000	Longboat Club	505	425000	1290
Totals for	2003	Number of Sales	11		
	Average sale price	504727	Average price /sf	380.926	

Promenade

34228 All sales recorded through 01/31/2009

Prepared by Scott Norris
Source is First American Real Estate Solutions

Year	No. of Sales	Avg Sale Price	Sale Price/S.F.
2003	11	815818	409
2004	10	934200	430
2005	10	960200	439
2006	11	962727	510
2007	4	749500	455
2008	1	1100000	484
2009	3	930000	455
2010	2	950000	434



Year of Sale	Address	Unit No	Price	Sq. Feet
2010	1211 Gulf Of Mexico	202	800000	2100
2010	1211 Gulf Of Mexico	412	1100000	2273
Totals for 2010		Number of Sales	2	
Average sale price		950000	Average price /sf	434.484
2009	1211 Gulf Of Mexico	705	640000	1598
2009	1211 Gulf Of Mexico	907	1500000	2934
2009	1211 Gulf Of Mexico	603	660000	1585
2009	1211 Gulf Of Mexico	706	650000	1598
2009	1211 Gulf Of Mexico	812	975000	2273
Totals for 2009		Number of Sales	5	
Average sale price		885000	Average price /sf	443.032
2008	1211 Gulf Of Mexico	311	1100000	2273

Year of Sale	Address		Unit No	Price	Sq. Feet
Totals for	2008	Number of Sales	1		
	Average sale price	1100000		Average price /sf	483.942
2007	1211	Gulf Of Mexico	404	698000	1585
2007	1211	Gulf Of Mexico	206	800000	1598
2007	1211	Gulf Of Mexico	604	740000	1585
2007	1211	Gulf Of Mexico	808	760000	1827
Totals for	2007	Number of Sales	4		
	Average sale price	749500		Average price /sf	454.587
2006	1211	Gulf Of Mexico	705	830000	1598
2006	1211	Gulf Of Mexico	605	799000	1598
2006	1211	Gulf Of Mexico	601	1100000	2100
2006	1211	Gulf Of Mexico	511	1537000	2273
2006	1211	Gulf Of Mexico	506	49000	1598
2006	1211	Gulf Of Mexico	501	1200000	2100
2006	1211	Gulf Of Mexico	708	1010000	1827
2006	1211	Gulf Of Mexico	305	850000	1598
2006	1211	Gulf Of Mexico	410	915000	1827
2006	1211	Gulf Of Mexico	806	800000	1598
2006	1211	Gulf Of Mexico	901	1500000	2665
Totals for	2006	Number of Sales	11		
	Average sale price	962727		Average price /sf	509.576
2005	1211	Gulf Of Mexico	504	865000	1585
2005	1211	Gulf Of Mexico	204	829000	1585
2005	1211	Gulf Of Mexico	402	1000000	2100
2005	1211	Gulf Of Mexico	403	659000	1585
2005	1211	Gulf Of Mexico	910	1500000	4172
2005	1211	Gulf Of Mexico	907	1450000	2934
2005	1211	Gulf Of Mexico	506	49000	1598
2005	1211	Gulf Of Mexico	510	990000	1827
2005	1211	Gulf Of Mexico	808	760000	1827
2005	1211	Gulf Of Mexico	901	1500000	2665
Totals for	2005	Number of Sales	10		
	Average sale price	960200		Average price /sf	438.888
2004	1211	Gulf Of Mexico	104	575000	1585

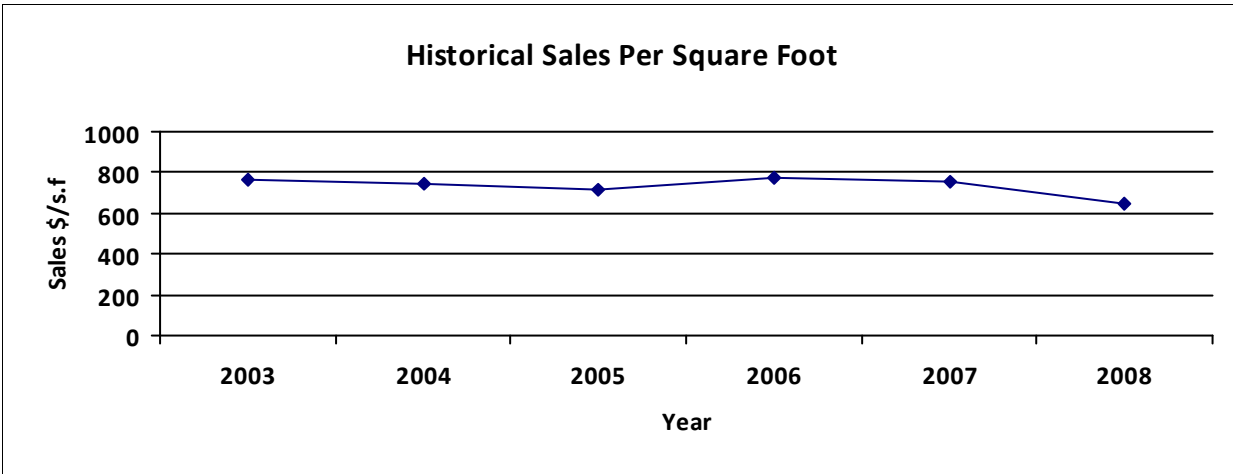
Year of Sale	Address		Unit No	Price	Sq. Feet
2004	1211	Gulf Of Mexico	107	715000	1827
2004	1211	Gulf Of Mexico	110	785000	1827
2004	1211	Gulf Of Mexico	102	742000	2100
2004	1211	Gulf Of Mexico	804	680000	1585
2004	1211	Gulf Of Mexico	201	775000	2100
2004	1211	Gulf Of Mexico	909	1600000	4172
2004	1211	Gulf Of Mexico	503	670000	1585
2004	1211	Gulf Of Mexico	312	1300000	2273
2004	1211	Gulf Of Mexico	1001	1500000	2665
Totals for	2004	Number of Sales	10		
	Average sale price	934200		Average price /sf	430.130
2003	1211	Gulf Of Mexico	803	699000	1585
2003	1211	Gulf Of Mexico	206	800000	1598
2003	1211	Gulf Of Mexico	1002	975000	2665
2003	1211	Gulf Of Mexico	809	790000	1827
2003	1211	Gulf Of Mexico	411	1000000	2273
2003	1211	Gulf Of Mexico	702	470000	2100
2003	1211	Gulf Of Mexico	810	865000	1827
2003	1211	Gulf Of Mexico	904	1000000	2612
2003	1211	Gulf Of Mexico	508	700000	1827
2003	1211	Gulf Of Mexico	509	665000	1827
2003	1211	Gulf Of Mexico	708	1010000	1827
Totals for	2003	Number of Sales	11		
	Average sale price	815818		Average price /sf	408.503

Regent Place

34228 All sales recorded through 01/31/2009

Prepared by Scott Norris
Source is First American Real Estate Solutions

Year	No. of Sales	Avg Sale Price	Sale Price/S.F.
2003	3	2508333	765
2004	6	2445833	746
2005	3	2334633	712
2006	3	2666667	779
2007	4	2456250	757
2008	2	2031250	647



Year of Sale	Address	Unit No	Price	Sq. Feet
2009	675 Longboat Club	23b	1900000	3139
Totals for	2009	Number of Sales	1	
	Average sale price	1900000	Average price /sf	605.288
2008	655 Longboat Club	18b	2062500	3139
2008	675 Longboat Club	23b	2000000	3139
Totals for	2008	Number of Sales	2	
	Average sale price	2031250	Average price /sf	647.101
2007	655 Longboat Club	19b	2300000	3139
2007	655 Longboat Club	15b	2075000	3139
2007	675 Longboat Club	28a	3200000	3564
2007	655 Longboat Club	17b	2250000	3139
Totals for	2007	Number of Sales	4	
	Average sale price	2456250	Average price /sf	756.875

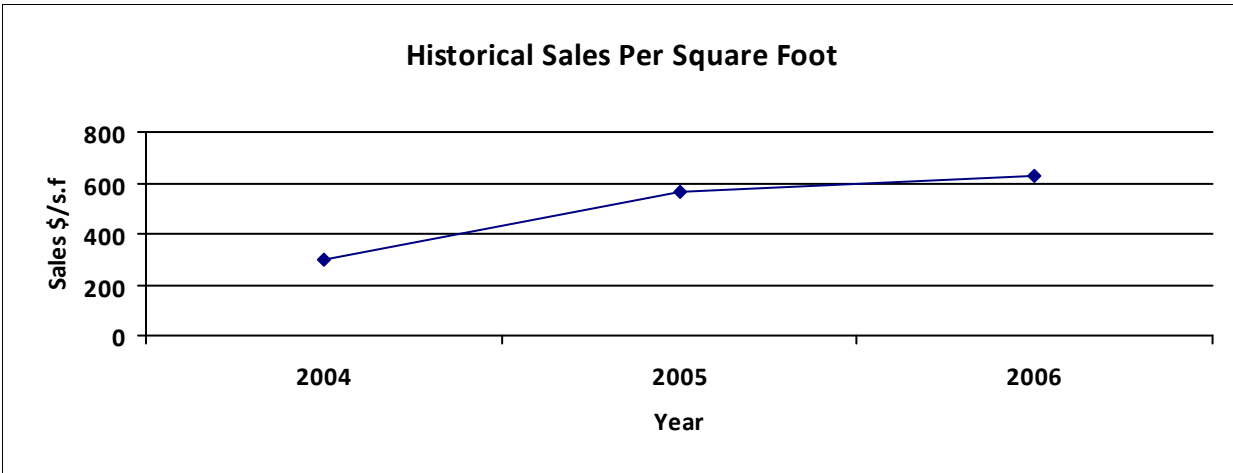
Year of Sale	Address		Unit No	Price	Sq. Feet
2006	655	Longboat Club	14a	2450000	3564
2006	655	Longboat Club	1ph-b	2650000	3139
2006	675	Longboat Club	25a	2900000	3564
Totals for	2006	Number of Sales	3		
	Average sale price	2666667		Average price /sf	779.195
2005	655	Longboat Club	12b	1953900	3139
2005	675	Longboat Club	28a	3200000	3564
2005	655	Gulf Of Mexico	14b	1850000	3139
Totals for	2005	Number of Sales	3		
	Average sale price	2334633		Average price /sf	711.634
2004	675	Longboat Club	23b	2000000	3139
2004	655	Gulf Of Mexico	16b	1750000	3139
2004	675	Longboat Club	2ph-a	3400000	3564
2004	655	Longboat Club	15b	2075000	3139
2004	655	Longboat Club	15a	2800000	3564
2004	655	Longboat Club	1ph-b	2650000	3139
Totals for	2004	Number of Sales	6		
	Average sale price	2445833		Average price /sf	745.529
2003	675	Longboat Club	22b	2050000	3139
2003	655	Longboat Club	19a	2675000	3564
2003	675	Longboat Club	2ph-b	2800000	3139
Totals for	2003	Number of Sales	3		
	Average sale price	2508333		Average price /sf	764.580

Salty Acres

34228 All sales recorded through 01/31/2009

Prepared by Scott Norris
Source is First American Real Estate Solutions

Year	No. of Sales	Avg Sale Price	Sale Price/S.F.
2004	2	470250	301
2005	2	865000	562
2006	1	875000	627



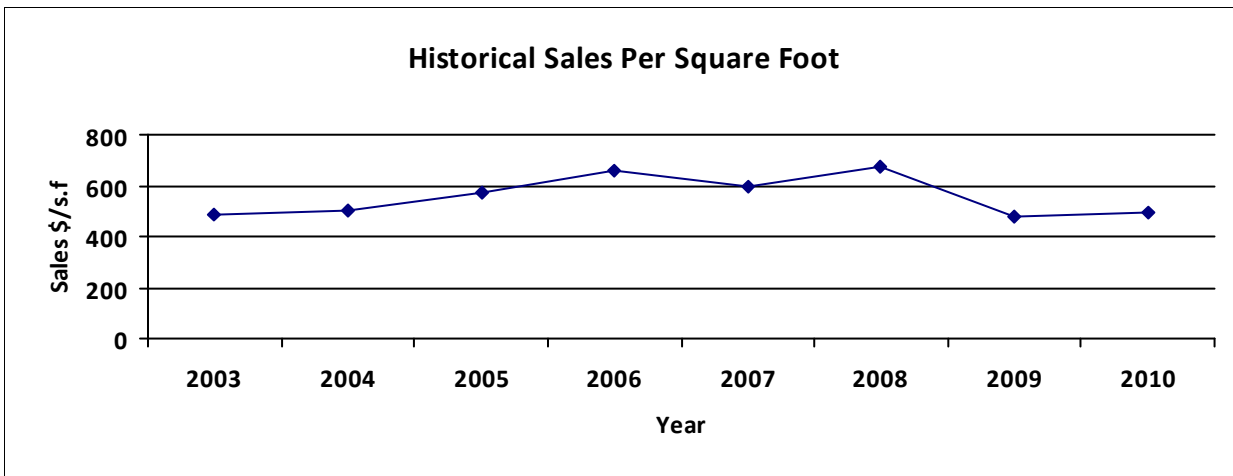
Year of Sale	Address	Unit No	Price	Sq. Feet
2006	5621 Gulf Of Mexico	101	875000	1395
Totals for	2006	Number of Sales	1	
	Average sale price	875000	Average price /sf	627.240
2005	5621 Gulf Of Mexico	203	880000	1731
2005	5621 Gulf Of Mexico	102	850000	1346
Totals for	2005	Number of Sales	2	
	Average sale price	865000	Average price /sf	562.236
2004	5621 Gulf Of Mexico	201	310500	1395
2004	5621 Gulf Of Mexico	103	630000	1731
Totals for	2004	Number of Sales	2	
	Average sale price	470250	Average price /sf	300.864

Sanctuary

34228 All sales recorded through 01/31/2009

Prepared by Scott Norris
Source is First American Real Estate Solutions

Year	No. of Sales	Avg Sale Price	Sale Price/S.F.
2003	10	1240700	487
2004	21	1290762	504
2005	9	1335122	576
2006	4	1444375	662
2007	16	1490469	596
2008	9	1857778	677
2009	2	1193750	482
2010	4	1250000	495



Year of Sale	Address	Unit No	Price	Sq. Feet
2010	565 Sanctuary	B605	1175000	2580
2010	575 Sanctuary	A203	725000	1823
2010	545 Sanctuary	B804	1600000	3115
2010	565 Sanctuary	A502	1500000	2580
Totals for	2010	Number of Sales	4	
	Average sale price	1250000	Average price /sf	495.148
2009	535 Sanctuary	C406	1750000	3115
2009	535 Sanctuary	B505	1300000	2590
2009	585 Sanctuary	B-103	765000	1823
2009	545 Sanctuary	A403	1050000	2375
2009	545 Sanctuary	B505	1337500	2580
2009	535 Sanctuary	B604	1150000	2590

Year of Sale	Address		Unit No	Price	Sq. Feet
Totals for	2009	Number of Sales	6		
	Average sale price	1225417		Average price /sf	487.793
2008	575	Sanctuary	A204	1300000	1785
2008	565	Sanctuary	B506	1300000	2375
2008	565	Sanctuary	A301	1875000	3115
2008	535	Sanctuary	C708	2200000	2375
2008	535	Sanctuary	A501	1475000	3115
2008	545	Sanctuary	Ph-a	3000000	3856
2008	565	Sanctuary	A601	2650000	3115
2008	545	Sanctuary	B805	1995000	2580
2008	565	Sanctuary	A303	925000	2375
Totals for	2008	Number of Sales	9		
	Average sale price	1857778		Average price /sf	677.17
2007	535	Sanctuary	A703	1580000	2375
2007	585	Sanctuary	B-301	1362500	1785
2007	535	Sanctuary	A702	2200000	2580
2007	535	Sanctuary	C407	1300000	2580
2007	585	Sanctuary	B-102	985000	1823
2007	575	Sanctuary	A504	1225000	1785
2007	575	Sanctuary	A502	1020000	1823
2007	565	Sanctuary	A503	1100000	2375
2007	565	Sanctuary	A401	1700000	3115
2007	565	Sanctuary	A101	1700000	3115
2007	565	Sanctuary	A103	700000	2375
2007	545	Sanctuary	B204	1750000	3115
2007	545	Sanctuary	B504	1550000	3115
2007	545	Sanctuary	B404	1625000	3115
2007	535	Sanctuary	C708	2200000	2375
2007	535	Sanctuary	A802	1850000	2580
Totals for	2007	Number of Sales	16		
	Average sale price	1490469		Average price /sf	595.726
2006	545	Sanctuary	B405	1995000	2580
2006	575	Sanctuary	A301	1170000	1785
2006	585	Sanctuary	B-301	1362500	1785
2006	535	Sanctuary	C207	1250000	2580

Year of Sale	Address		Unit No	Price	Sq. Feet
Totals for	2006	Number of Sales	4		
	Average sale price	1444375		Average price /sf	661.798
2005	545	Sanctuary	A603	1250000	2375
2005	565	Sanctuary	A502	1525000	2580
2005	545	Sanctuary	B405	1995000	2580
2005	585	Sanctuary	B-303	1190000	1823
2005	585	Sanctuary	B-402	1060000	1823
2005	585	Sanctuary	B-403	1050000	1823
2005	585	Sanctuary	B-404	1326100	1785
2005	535	Sanctuary	A102	1295000	2580
2005	535	Sanctuary	B104	1325000	3500
Totals for	2005	Number of Sales	9		
	Average sale price	1335122		Average price /sf	575.787
2004	575	Sanctuary	A103	782000	1823
2004	545	Sanctuary	B706	1200000	2375
2004	545	Sanctuary	A701	1685000	3115
2004	565	Sanctuary	B104	250000	3115
2004	565	Sanctuary	B305	1275000	2580
2004	535	Sanctuary	C607	1500000	2580
2004	565	Sanctuary	A402	1375000	2580
2004	535	Sanctuary	B605	1430000	2590
2004	545	Sanctuary	B505	800000	2580
2004	565	Sanctuary	A601	2000000	3115
2004	535	Sanctuary	A401	1349000	3115
2004	565	Sanctuary	A603	1300000	2375
2004	535	Sanctuary	B805	1600000	2590
2004	535	Sanctuary	A102	1295000	2580
2004	585	Sanctuary	B-402	1060000	1823
2004	535	Sanctuary	A201	1450000	3115
2004	535	Sanctuary	A703	1580000	2375
2004	565	Sanctuary	A101	1700000	3115
2004	575	Sanctuary	A202	800000	1823
2004	575	Sanctuary	A401	1175000	1785
2004	535	Sanctuary	B505	1500000	2590

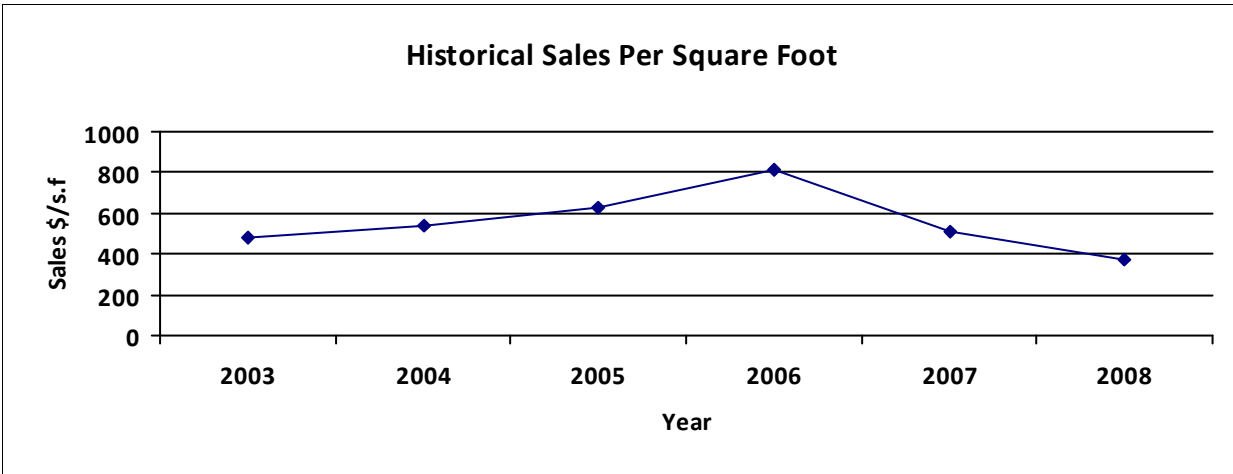
Year of Sale	Address		Unit No	Price	Sq. Feet
Totals for	2004	Number of Sales	21		
	Average sale price	1290762		Average price /sf	504.401
2003	565	Sanctuary	B504	1950000	3115
2003	535	Sanctuary	B704	1425000	2590
2003	545	Sanctuary	A201	1825000	3115
2003	575	Sanctuary	A103	782000	1823
2003	565	Sanctuary	A602	1400000	2580
2003	545	Sanctuary	B606	1125000	2375
2003	565	Sanctuary	B104	250000	3115
2003	585	Sanctuary	B-403	1050000	1823
2003	585	Sanctuary	B-502	850000	1823
2003	545	Sanctuary	B204	1750000	3115
Totals for	2003	Number of Sales	10		
	Average sale price	1240700		Average price /sf	487.046

Sand Cay

34228 All sales recorded through 01/31/2009

Prepared by Scott Norris
Source is First American Real Estate Solutions

Year	No. of Sales	Avg Sale Price	Sale Price/S.F.
2003	3	498633	483
2004	9	588889	536
2005	5	692000	623
2006	2	838750	813
2007	1	521000	505
2008	1	420000	375



Year of Sale	Address	Unit No	Price	Sq. Feet
2008	4725 Gulf Of Mexico	307	420000	1120
Totals for	2008	Number of Sales	1	
	Average sale price	420000	Average price /sf	375
2007	4725 Gulf Of Mexico	112	521000	1032
Totals for	2007	Number of Sales	1	
	Average sale price	521000	Average price /sf	504.845
2006	4725 Gulf Of Mexico	115	637500	1032
2006	4725 Gulf Of Mexico	118	1040000	1032
Totals for	2006	Number of Sales	2	
	Average sale price	838750	Average price /sf	812.742
2005	4725 Gulf Of Mexico	317	1000000	1120
2005	4725 Gulf Of Mexico	309	565000	1120
2005	4725 Gulf Of Mexico	107	615000	1032

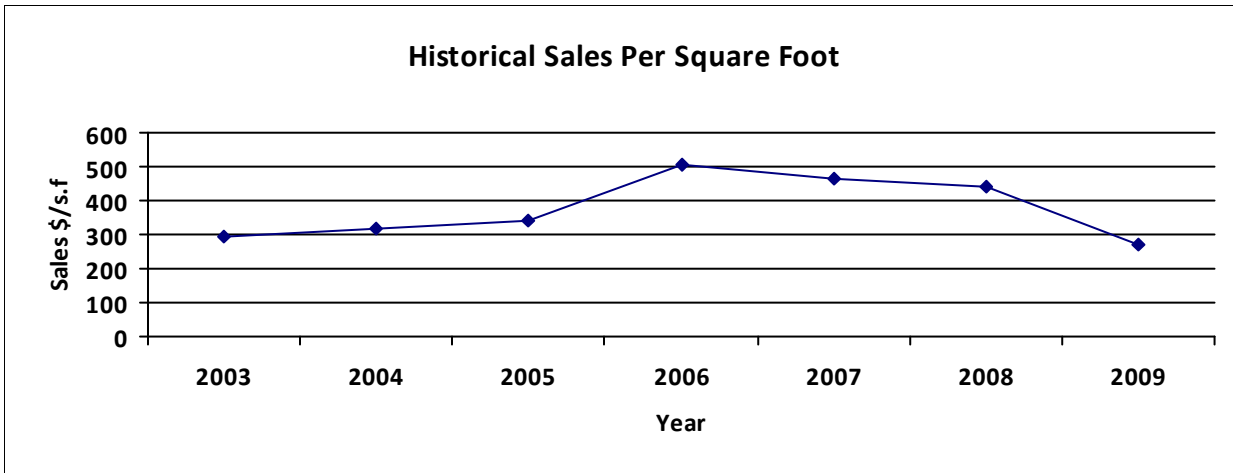
Year of Sale	Address		Unit No	Price	Sq. Feet
2005	4725	Gulf Of Mexico	114	630000	1032
2005	4725	Gulf Of Mexico	211	650000	1246
Totals for	2005	Number of Sales	5		
	Average sale price	692000		Average price /sf	623.423
2004	4725	Gulf Of Mexico	209	419000	1071
2004	4725	Gulf Of Mexico	103	585000	1032
2004	4725	Gulf Of Mexico	208	565000	1071
2004	4725	Gulf Of Mexico	318	680000	1104
2004	4725	Gulf Of Mexico	215	549000	1071
2004	4725	Gulf Of Mexico	216	695000	1071
2004	4725	Gulf Of Mexico	217	720000	1071
2004	4725	Gulf Of Mexico	301	522000	1120
2004	4725	Gulf Of Mexico	204	565000	1272
Totals for	2004	Number of Sales	9		
	Average sale price	588889		Average price /sf	536.274
2003	4725	Gulf Of Mexico	117	599900	1032
2003	4725	Gulf Of Mexico	112	521000	1032
2003	4725	Gulf Of Mexico	108	375000	1032
Totals for	2003	Number of Sales	3		
	Average sale price	498633		Average price /sf	483.172

Sands Point

34228 All sales recorded through 01/31/2009

Prepared by Scott Norris
Source is First American Real Estate Solutions

Year	No. of Sales	Avg Sale Price	Sale Price/S.F.
2003	3	480067	292
2004	8	614812	315
2005	9	593333	341
2006	3	983333	507
2007	3	858333	466
2008	2	756250	441
2009	6	503333	270



Year of Sale	Address	Unit No	Price	Sq. Feet
2009	100 Sands Point	123	355000	1941
2009	100 Sands Point	215	875000	1941
2009	100 Sands Point	318	730000	1941
2009	100 Sands Point	201	295000	1492
2009	100 Sands Point	105	415000	1941
2009	100 Sands Point	305	350000	1941
Totals for	2009	Number of Sales	6	
	Average sale price	503333	Average price /sf	269.715
2008	100 Sands Point	119	600000	1492
2008	100 Sands Point	116	912500	1941
Totals for	2008	Number of Sales	2	
	Average sale price	756250	Average price /sf	440.577
2007	100 Sands Point	317	855000	1941

Year of Sale	Address		Unit No	Price	Sq. Feet
2007	100	Sands Point	101	520000	1492
2007	100	Sands Point	114	1200000	2094
Totals for	2007	Number of Sales	3		
	Average sale price	858333		Average price /sf	465.895
2006	100	Sands Point	115	1050000	1941
2006	100	Sands Point	210	1050000	1941
2006	100	Sands Point	316	850000	1941
Totals for	2006	Number of Sales	3		
	Average sale price	983333		Average price /sf	506.612
2005	100	Sands Point	122	275000	1941
2005	100	Sands Point	201	540000	1492
2005	100	Sands Point	301	720000	1492
2005	100	Sands Point	210	1050000	1941
2005	100	Sands Point	104	175000	1941
2005	100	Sands Point	115	1050000	1941
2005	100	Sands Point	226	455000	1492
2005	100	Sands Point	318	525000	1941
2005	100	Sands Point	319	550000	1492
Totals for	2005	Number of Sales	9		
	Average sale price	593333		Average price /sf	340.713
2004	100	Sands Point	213	828000	2436
2004	100	Sands Point	213	828000	2436
2004	100	Sands Point	303	450000	1941
2004	100	Sands Point	123	550000	1941
2004	100	Sands Point	304	510000	1941
2004	100	Sands Point	315	600000	1941
2004	100	Sands Point	320	432500	1492
2004	100	Sands Point	301	720000	1492
Totals for	2004	Number of Sales	8		
	Average sale price	614813		Average price /sf	314.885
2003	100	Sands Point	219	466400	1492
2003	100	Sands Point	202	323800	1492
2003	100	Sands Point	311	650000	1941

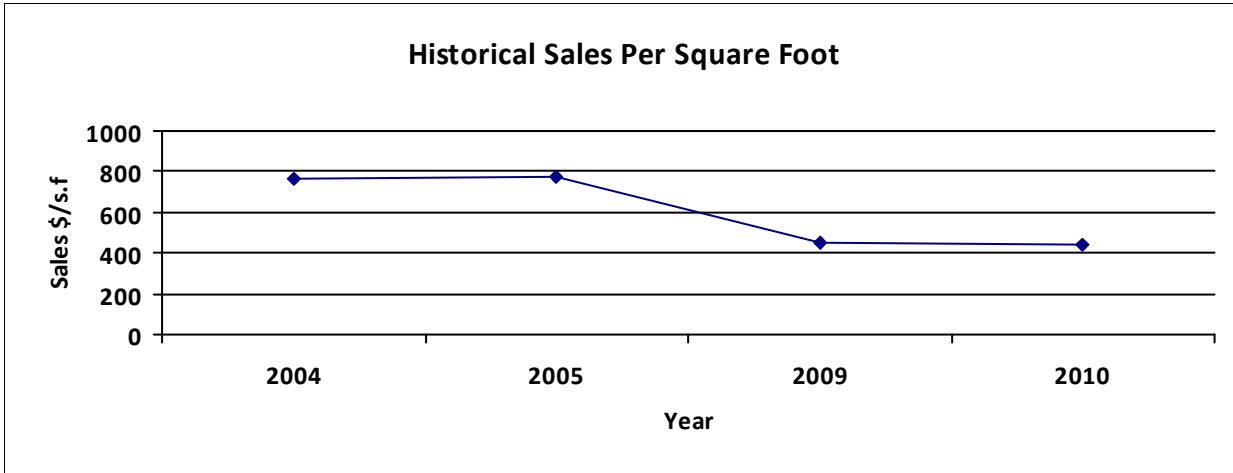
Year of Sale	Address	Unit No	Price	Sq. Feet
Totals for	2003	Number of Sales	3	
	Average sale price	480067	Average price /sf	292.426

Sarasota Outrigger

34228 All sales recorded through 01/31/2009

Prepared by Scott Norris
Source is First American Real Estate Solutions

Year	No. of Sales	Avg Sale Price	Sale Price/S.F.
2004	1	475000	761
2005	2	485000	777
2009	3	939333	453
2010	5	676000	437



Year of Sale	Address		Unit No	Price	Sq. Feet
2010	1299	Tamiami	125	700000	1524
2010	1301	Tamiami	313	1150000	2299
2010	1301	Tamiami	1107	635000	1546
2010	1301	Tamiami	1105	695000	1546
2010	763	John Ringling	21ber	200000	816
Totals for		2010	Number of Sales	5	
		Average sale price	676000	Average price /sf	437.201
2009	1301	Tamiami	113	1200000	2299
2009	1301	Tamiami	901	758000	1832
2009	1299	Tamiami	127	1150000	2343
2009	761	John Ringling	5arli	237500	816
2009	1301	Tamiami	713	875000	1772
2009	1299	Tamiami	821	910000	2052
Totals for		2009	Number of Sales	6	
		Average sale price	855083	Average price /sf	461.625

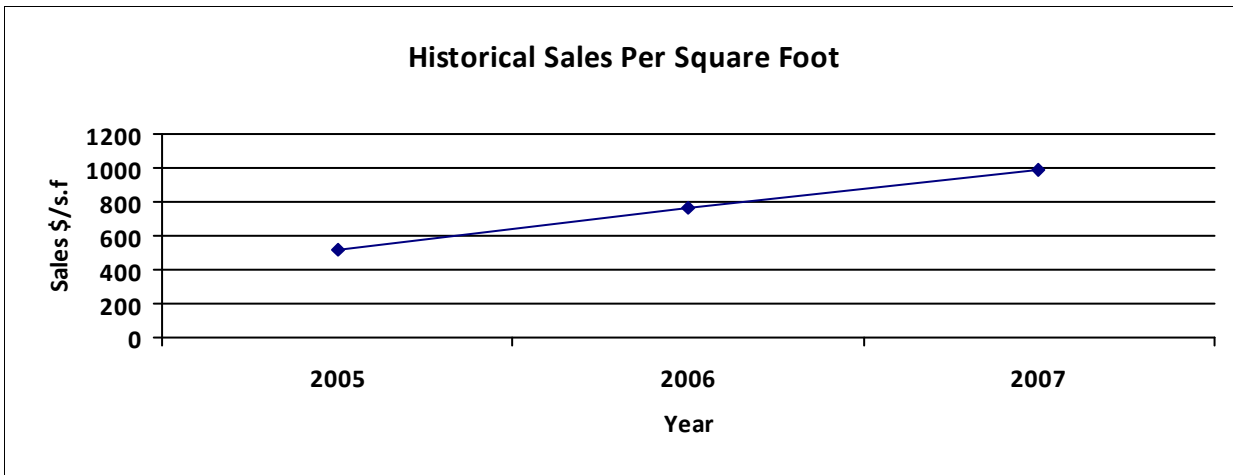
Year of Sale	Address		Unit No	Price	Sq. Feet
2005	5155	Gulf Of Mexico	6	495000	624
2005	5155	Gulf Of Mexico	5	475000	624
Totals for	2005	Number of Sales	2		
	Average sale price	485000		Average price /sf	777.244
2004	5155	Gulf Of Mexico	7	475000	624
Totals for	2004	Number of Sales	1		
	Average sale price	475000		Average price /sf	761.218

Sea Club

34228 All sales recorded through 01/31/2009

Prepared by Scott Norris
Source is First American Real Estate Solutions

Year	No. of Sales	Avg Sale Price	Sale Price/S.F.
2005	1	340000	521
2006	2	552500	768
2007	1	360000	984



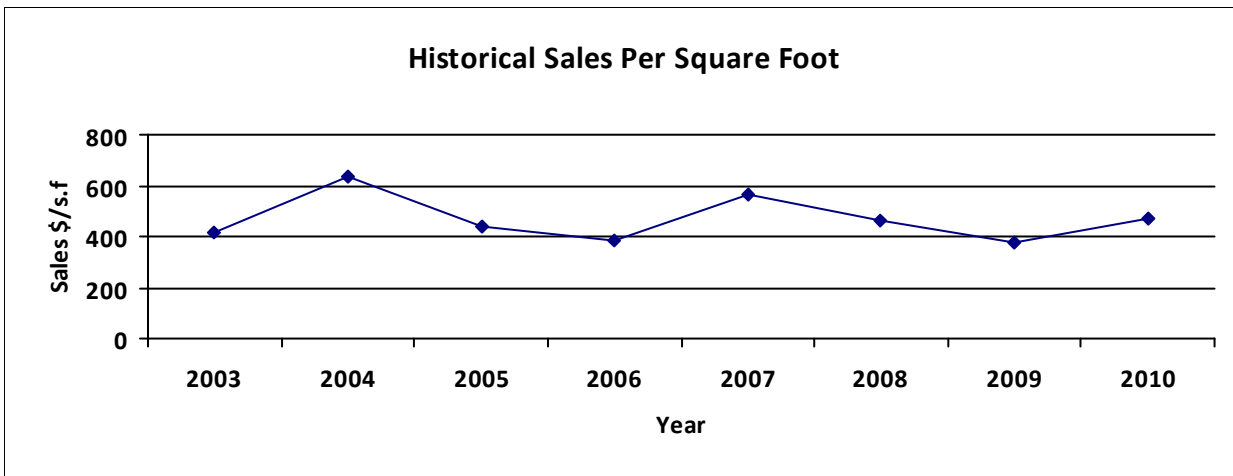
Year of Sale	Address	Unit No	Price	Sq. Feet
2007	4141 Gulf Of Mexico	41	360000	366
Totals for	2007	Number of Sales	1	
	Average sale price	360000	Average price /sf	983.607
2006	4141 Gulf Of Mexico	41	360000	366
2006	5591 Gulf Of Mexico	5	745000	1073
Totals for	2006	Number of Sales	2	
	Average sale price	552500	Average price /sf	767.894
2005	4141 Gulf Of Mexico	33	340000	652
Totals for	2005	Number of Sales	1	
	Average sale price	340000	Average price /sf	521.472

Sea Gate Club

34228 All sales recorded through 01/31/2009

Prepared by Scott Norris
Source is First American Real Estate Solutions

Year	No. of Sales	Avg Sale Price	Sale Price/S.F.
2003	6	620400	416
2004	2	962500	636
2005	6	650333	438
2006	2	567508	386
2007	3	841000	567
2008	9	684944	460
2009	3	553333	376
2010	1	715000	473



Year of Sale	Address	Unit No	Price	Sq. Feet
2010	2425 Gulf Of Mexico	9f	715000	1513
Totals for 2010		Number of Sales	1	
Average sale price		715000	Average price /sf	472.571
2009	2425 Gulf Of Mexico	2a	92857	1513
2009	2425 Gulf Of Mexico	11c	525000	1470
2009	2425 Gulf Of Mexico	9e	525000	1470
2009	2425 Gulf Of Mexico	15e	610000	1470
2009	2425 Gulf Of Mexico	11d	525000	1470
Totals for 2009		Number of Sales	5	
Average sale price		455571	Average price /sf	308.11
2008	2425 Gulf Of Mexico	4d	667500	1470
2008	2425 Gulf Of Mexico	3a	600000	1513

Year of Sale	Address		Unit No	Price	Sq. Feet
2008	2425	Gulf Of Mexico	5c	620000	1470
2008	2425	Gulf Of Mexico	7b	697000	1470
2008	2425	Gulf Of Mexico	14a	835000	1513
2008	2425	Gulf Of Mexico	9a	615000	1513
2008	2425	Gulf Of Mexico	12e	650000	1470
2008	2425	Gulf Of Mexico	9d	645000	1470
2008	2425	Gulf Of Mexico	7a	835000	1513
Totals for	2008	Number of Sales	9		
	Average sale price	684944		Average price /sf	459.969
2007	2425	Gulf Of Mexico	3d	648000	1470
2007	2425	Gulf Of Mexico	12f	875000	1513
2007	2425	Gulf Of Mexico	10d	1000000	1470
Totals for	2007	Number of Sales	3		
	Average sale price	841000		Average price /sf	566.584
2006	2425	Gulf Of Mexico	13b	935000	1470
2006	2425	Gulf Of Mexico	10c	200016	1470
Totals for	2006	Number of Sales	2		
	Average sale price	567508		Average price /sf	386.06
2005	2425	Gulf Of Mexico	4a	795000	1513
2005	2425	Gulf Of Mexico	3d	648000	1470
2005	2425	Gulf Of Mexico	1a	1050000	1513
2005	2425	Gulf Of Mexico	2b	300000	1470
2005	2425	Gulf Of Mexico	6d	209000	1470
2005	2425	Gulf Of Mexico	11e	900000	1470
Totals for	2005	Number of Sales	6		
	Average sale price	650333		Average price /sf	438.132
2004	2425	Gulf Of Mexico	1a	1050000	1513
2004	2425	Gulf Of Mexico	12f	875000	1513
Totals for	2004	Number of Sales	2		
	Average sale price	962500		Average price /sf	636.153
2003	2425	Gulf Of Mexico	5f	575000	1513
2003	2425	Gulf Of Mexico	6e	589900	1470
2003	2425	Gulf Of Mexico	9f	565000	1513

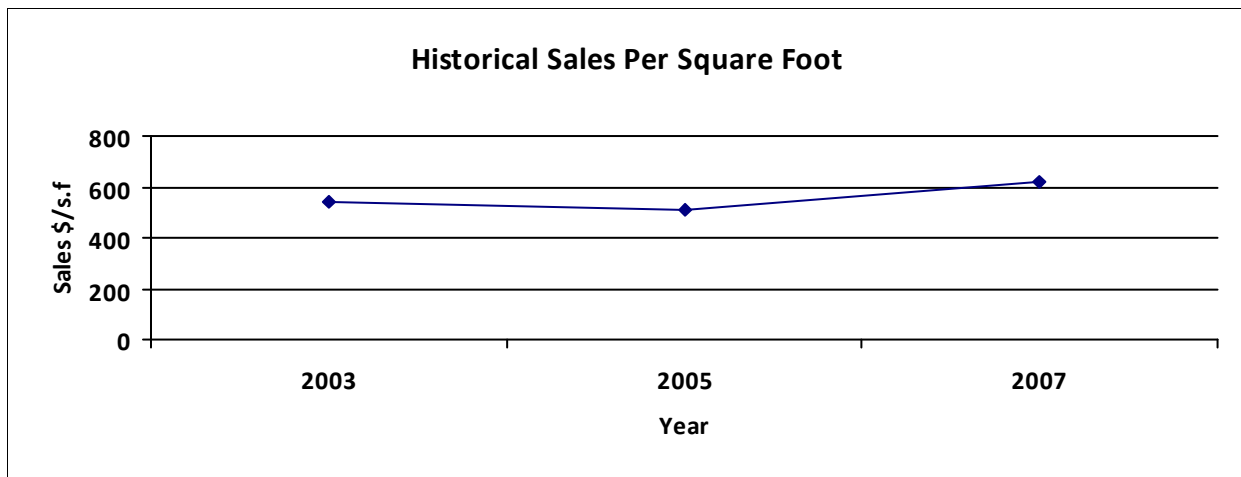
Year of Sale	Address		Unit No	Price	Sq. Feet
2003	2425	Gulf Of Mexico	10a	680000	1513
2003	2425	Gulf Of Mexico	Ph	662500	1470
2003	2425	Gulf Of Mexico	Ph	650000	1470
Totals for	2003	Number of Sales	6		
	Average sale price	620400	Average price /sf	415.957	

Sea Pines

34228 All sales recorded through 01/31/2009

Prepared by Scott Norris
Source is First American Real Estate Solutions

Year	No. of Sales	Avg Sale Price	Sale Price/S.F.
2003	2	637500	545
2005	1	600000	513
2007	1	725000	620



Year of Sale	Address	Unit No	Price	Sq. Feet
2007	6945 Gulf Of Mexico	22	725000	1170
Totals for	2007	Number of Sales	1	
	Average sale price	725000	Average price /sf	619.658
2005	6925 Gulf Of Mexico	12	600000	1170
Totals for	2005	Number of Sales	1	
	Average sale price	600000	Average price /sf	512.821
2003	6945 Gulf Of Mexico	22	725000	1170
2003	6925 Gulf Of Mexico	11	550000	1170
Totals for	2003	Number of Sales	2	
	Average sale price	637500	Average price /sf	544.872

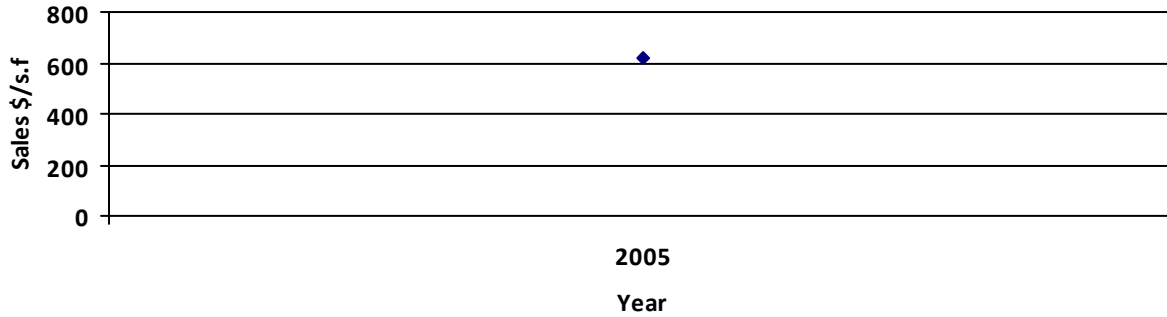
Sea Twig

34228 All sales recorded through 01/31/2009

Prepared by Scott Norris
Source is First American Real Estate Solutions

Year	No. of Sales	Avg Sale Price	Sale Price/S.F.
2005	1	867000	622

Historical Sales Per Square Foot



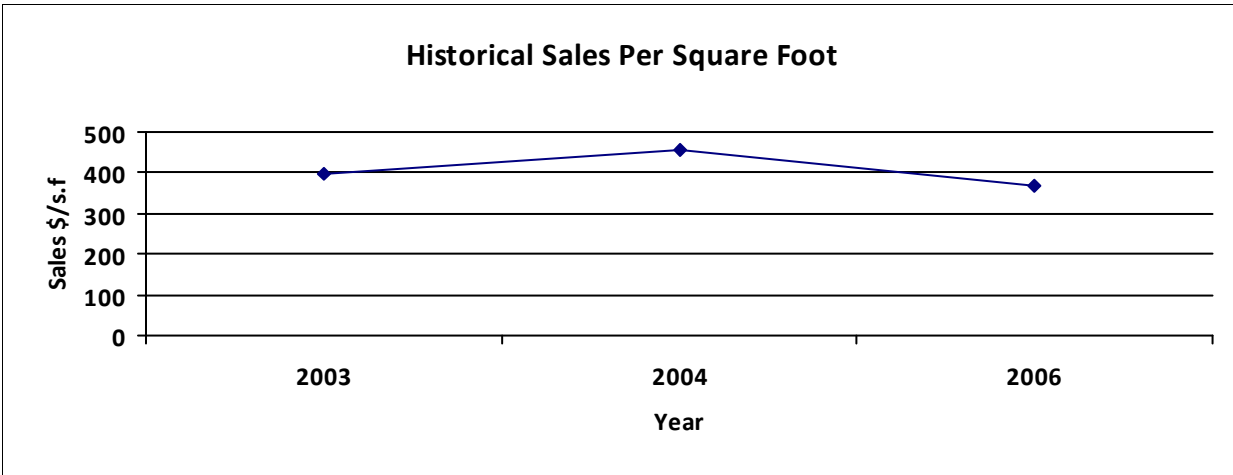
Year of Sale	Address	Unit No	Price	Sq. Feet
2005	5645 Gulf Of Mexico	201	867000	1395
Totals for	2005	Number of Sales	1	
	Average sale price	867000	Average price /sf	621.505

Seagrape Inn

34228 All sales recorded through 01/31/2009

Prepared by Scott Norris
Source is First American Real Estate Solutions

Year	No. of Sales	Avg Sale Price	Sale Price/S.F.
2003	2	715000	397
2004	1	440000	458
2006	1	970000	368



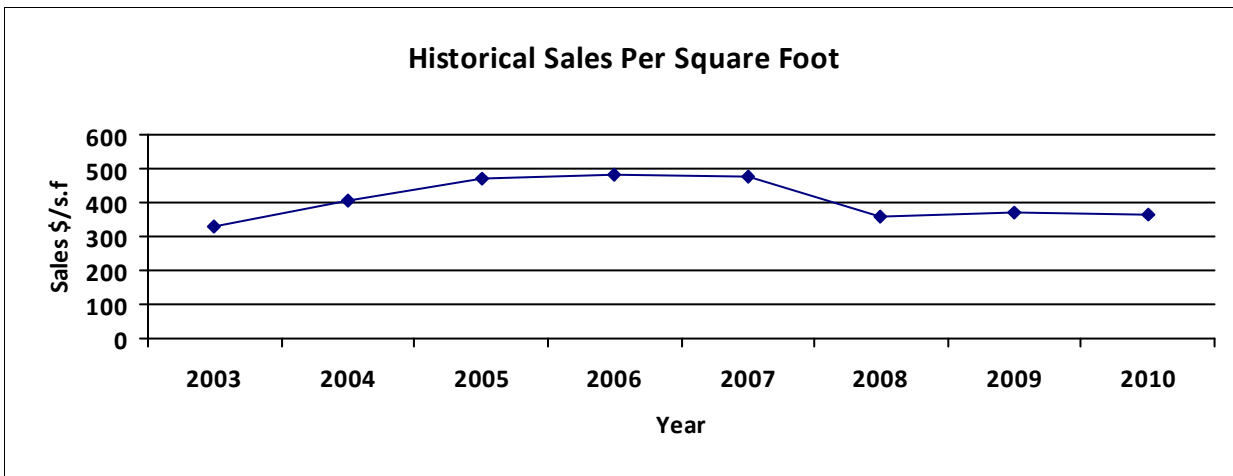
Year of Sale	Address	Unit No	Price	Sq. Feet
2006	5125 Gulf Of Mexico	8	970000	2639
Totals for	2006	Number of Sales	1	
	Average sale price	970000	Average price /sf	367.563
2004	5125 Gulf Of Mexico	4	440000	961
Totals for	2004	Number of Sales	1	
	Average sale price	440000	Average price /sf	457.856
2003	5125 Gulf Of Mexico	8	970000	2639
2003	5125 Gulf Of Mexico	3	460000	961
Totals for	2003	Number of Sales	2	
	Average sale price	715000	Average price /sf	397.222

Seaplace

34228 All sales recorded through 01/31/2009

Prepared by Scott Norris
Source is First American Real Estate Solutions

Year	No. of Sales	Avg Sale Price	Sale Price/S.F.
2003	28	399188	329
2004	32	499712	408
2005	23	568896	471
2006	17	618794	482
2007	19	591532	479
2008	14	460650	357
2009	9	427222	372
2010	2	398000	363



Year of Sale	Address	Unit No	Price	Sq. Feet
2010	2055 Gulf Of Mexico	301cb	226000	933
2010	1975 Gulf Of Mexico	203	570000	1257
Totals for 2010		Number of Sales	2	
Average sale price		398000	Average price /sf	363.470
2009	2045 Gulf Of Mexico	615	400000	1076
2009	2045 Gulf Of Mexico	106	290000	928
2009	2045 Gulf Of Mexico	207	380000	1076
2009	2045 Gulf Of Mexico	105	400000	1265
2009	1945 Gulf Of Mexico	M2-303	350000	1076
2009	2045 Gulf Of Mexico	109	450000	1265
2009	2089 Gulf Of Mexico	210cb	490000	933
2009	1935 Gulf Of Mexico	G7-211	450000	1492
2009	2045 Gulf Of Mexico	208	569000	1532
2009	1955 Gulf Of Mexico	G6-301	450000	1492

Year of Sale	Address		Unit No	Price	Sq. Feet
2009	1945	Gulf Of Mexico	M2-309	530000	1265
2009	1955	Gulf Of Mexico	G6-103	365000	1257
2009	1925	Gulf Of Mexico	G8-204	305000	933
2009	1955	Gulf Of Mexico	G6-109	390000	933
2009	1975	Gulf Of Mexico	202	345000	1257
2009	2045	Gulf Of Mexico	601	375000	1265
2009	2045	Gulf Of Mexico	309	480000	1265
2009	1975	Gulf Of Mexico	309	447500	933
2009	1925	Gulf Of Mexico	G8-302	350000	1257
2009	1925	Gulf Of Mexico	G8-108	660000	1604
Totals for	2009	Number of Sales	20		
	Average sale price	423825		Average price /sf	351.664
2008	1925	Gulf Of Mexico	G8-208	678600	1604
2008	1945	Gulf Of Mexico	M2-505	523000	1265
2008	2055	Gulf Of Mexico	110bb	390000	1492
2008	2039	Gulf Of Mexico	104ab	430000	1257
2008	2045	Gulf Of Mexico	603	400000	1076
2008	2045	Gulf Of Mexico	407	390000	1076
2008	1975	Gulf Of Mexico	311	775000	1492
2008	1935	Gulf Of Mexico	G7-407	25000	1257
2008	1925	Gulf Of Mexico	G8-202	545000	1257
2008	1945	Gulf Of Mexico	M2-513	530000	1265
2008	1955	Gulf Of Mexico	G6-208	356000	1257
2008	1955	Gulf Of Mexico	G6-202	349000	1257
2008	1975	Gulf Of Mexico	407	565000	1257
2008	1955	Gulf Of Mexico	G6-403	492500	1257
Totals for	2008	Number of Sales	14		
	Average sale price	460650		Average price /sf	356.915
2007	1975	Gulf Of Mexico	404	520000	1068
2007	1945	Gulf Of Mexico	M2-216	750000	1532
2007	1955	Gulf Of Mexico	G6-404	418500	1068
2007	1945	Gulf Of Mexico	M2-115	580000	1076
2007	1965	Gulf Of Mexico	111	1025000	1751
2007	1945	Gulf Of Mexico	M2-508	790000	1532
2007	2089	Gulf Of Mexico	305ab	350000	1257
2007	2089	Gulf Of Mexico	210cb	635000	933
2007	2089	Gulf Of Mexico	108cb	585600	933

Year of Sale	Address		Unit No	Price	Sq. Feet
2007	2039	Gulf Of Mexico	202eb	385000	1094
2007	1975	Gulf Of Mexico	206	490000	1068
2007	1975	Gulf Of Mexico	102	385000	1257
2007	2045	Gulf Of Mexico	616	819000	1532
2007	1935	Gulf Of Mexico	G7-203	575000	1257
2007	2045	Gulf Of Mexico	615	477500	1076
2007	2045	Gulf Of Mexico	605	542000	1265
2007	2089	Gulf Of Mexico	103cb	412500	933
2007	1925	Gulf Of Mexico	G8-106	399000	1068
2007	1965	Gulf Of Mexico	311	1100000	1751
Totals for	2007	Number of Sales		19	
	Average sale price	591532	Average price /sf	479.259	
2006	2045	Gulf Of Mexico	511	650000	1076
2006	1955	Gulf Of Mexico	G6-207	675000	1257
2006	2039	Gulf Of Mexico	305ab	495000	1257
2006	2065	Gulf Of Mexico	103bb	695000	1690
2006	2083	Gulf Of Mexico	112cb	600000	1846
2006	1965	Gulf Of Mexico	309	725000	1257
2006	2045	Gulf Of Mexico	112	372500	1532
2006	2045	Gulf Of Mexico	207	640000	1076
2006	1975	Gulf Of Mexico	404	520000	1068
2006	2055	Gulf Of Mexico	306cb	375000	933
2006	2089	Gulf Of Mexico	202eb	512000	1094
2006	2089	Gulf Of Mexico	201eb	390000	1094
2006	1955	Gulf Of Mexico	G6-311	770000	1492
2006	1935	Gulf Of Mexico	G7-401	865000	1492
2006	1925	Gulf Of Mexico	G8-401	1000000	1492
2006	1935	Gulf Of Mexico	G7-303	700000	1257
2006	1945	Gulf Of Mexico	M2-410	535000	928
Totals for	2006	Number of Sales		17	
	Average sale price	618794	Average price /sf	481.640	
2005	1975	Gulf Of Mexico	202	530000	1257
2005	2089	Gulf Of Mexico	205cb	450000	933
2005	1935	Gulf Of Mexico	G7-109	439000	933
2005	2089	Gulf Of Mexico	213eb	429000	1094
2005	1935	Gulf Of Mexico	G7-101	790000	1492
2005	1945	Gulf Of Mexico	M2-312	710000	1532

Year of Sale	Address		Unit No	Price	Sq. Feet
2005	1975	Gulf Of Mexico	209	670000	933
2005	2045	Gulf Of Mexico	106	575000	928
2005	1935	Gulf Of Mexico	G7-407	600000	1257
2005	2045	Gulf Of Mexico	214	475000	928
2005	2039	Gulf Of Mexico	102bb	650000	1492
2005	1965	Gulf Of Mexico	308	425100	1804
2005	2045	Gulf Of Mexico	204	752500	1532
2005	1925	Gulf Of Mexico	G8-203	725000	1068
2005	1965	Gulf Of Mexico	204	675000	933
2005	2039	Gulf Of Mexico	206ab	740000	1257
2005	1945	Gulf Of Mexico	M2-214	640000	928
2005	1965	Gulf Of Mexico	102	589000	1257
2005	1955	Gulf Of Mexico	G6-206	395000	1068
2005	2073	Gulf Of Mexico	107bb	800000	1690
2005	2039	Gulf Of Mexico	301cb	350000	933
2005	1955	Gulf Of Mexico	G6-107	337500	1257
2005	1955	Gulf Of Mexico	G6-107	337500	1257
Totals for	2005	Number of Sales	23		
	Average sale price	568896		Average price /sf	471.296
2004	1975	Gulf Of Mexico	307	581000	1257
2004	2039	Gulf Of Mexico	206ab	740000	1257
2004	1935	Gulf Of Mexico	G7-111	599000	1492
2004	1925	Gulf Of Mexico	G8-404	50000	933
2004	1935	Gulf Of Mexico	G7-311	635000	1492
2004	2045	Gulf Of Mexico	203	335000	1076
2004	2069	Gulf Of Mexico	105ab	589000	1387
2004	2045	Gulf Of Mexico	106	575000	928
2004	2045	Gulf Of Mexico	504	472500	1532
2004	2045	Gulf Of Mexico	503	386000	1076
2004	1925	Gulf Of Mexico	G8-101	485000	1492
2004	2045	Gulf Of Mexico	209	955700	1265
2004	2079	Gulf Of Mexico	110ab	500000	1387
2004	2089	Gulf Of Mexico	108cb	585600	933
2004	1925	Gulf Of Mexico	G8-204	417000	933
2004	2065	Gulf Of Mexico	103bb	695000	1690
2004	1945	Gulf Of Mexico	M2-306	380000	928
2004	2039	Gulf Of Mexico	105ab	470000	1257
2004	1935	Gulf Of Mexico	G7-101	790000	1492

Year of Sale	Address		Unit No	Price	Sq. Feet
2004	2089	Gulf Of Mexico	106ab	595000	1257
2004	1945	Gulf Of Mexico	M2-308	590000	1532
2004	2055	Gulf Of Mexico	107ab	385000	1257
2004	2055	Gulf Of Mexico	102bb	590000	1492
2004	2055	Gulf Of Mexico	101bb	620000	1492
2004	2039	Gulf Of Mexico	104ab	430000	1257
2004	2089	Gulf Of Mexico	301cb	305000	933
2004	1945	Gulf Of Mexico	M2-413	444000	1265
2004	2039	Gulf Of Mexico	205cb	330000	933
2004	1945	Gulf Of Mexico	M2-414	386000	928
2004	1945	Gulf Of Mexico	M2-103	300000	1076
2004	1955	Gulf Of Mexico	G6-306	320000	933
2004	1975	Gulf Of Mexico	308	455000	1068
Totals for	2004	Number of Sales	32		
	Average sale price	499713		Average price /sf	407.617
2003	1945	Gulf Of Mexico	M2-115	580000	1076
2003	2045	Gulf Of Mexico	314	350000	928
2003	2073	Gulf Of Mexico	107bb	800000	1690
2003	2039	Gulf Of Mexico	205cb	330000	933
2003	1945	Gulf Of Mexico	M2-110	420000	928
2003	1955	Gulf Of Mexico	G6-105	367000	1068
2003	2039	Gulf Of Mexico	110bb	513000	1492
2003	1955	Gulf Of Mexico	G6-202	300000	1257
2003	2045	Gulf Of Mexico	113	392000	1265
2003	1955	Gulf Of Mexico	G6-402	102700	933
2003	1975	Gulf Of Mexico	102	385000	1257
2003	1955	Gulf Of Mexico	G6-402	102700	933
2003	1975	Gulf Of Mexico	308	455000	1068
2003	1945	Gulf Of Mexico	M2-505	523000	1265
2003	1975	Gulf Of Mexico	302	257500	992
2003	2089	Gulf Of Mexico	201eb	390000	1094
2003	1945	Gulf Of Mexico	M2-414	386000	928
2003	2055	Gulf Of Mexico	214eb	235000	1094
2003	2089	Gulf Of Mexico	210cb	635000	933
2003	1925	Gulf Of Mexico	G8-102		1257
2003	2089	Gulf Of Mexico	301cb	305000	933
2003	2045	Gulf Of Mexico	604	460000	1532
2003	2089	Gulf Of Mexico	305ab	350000	1257

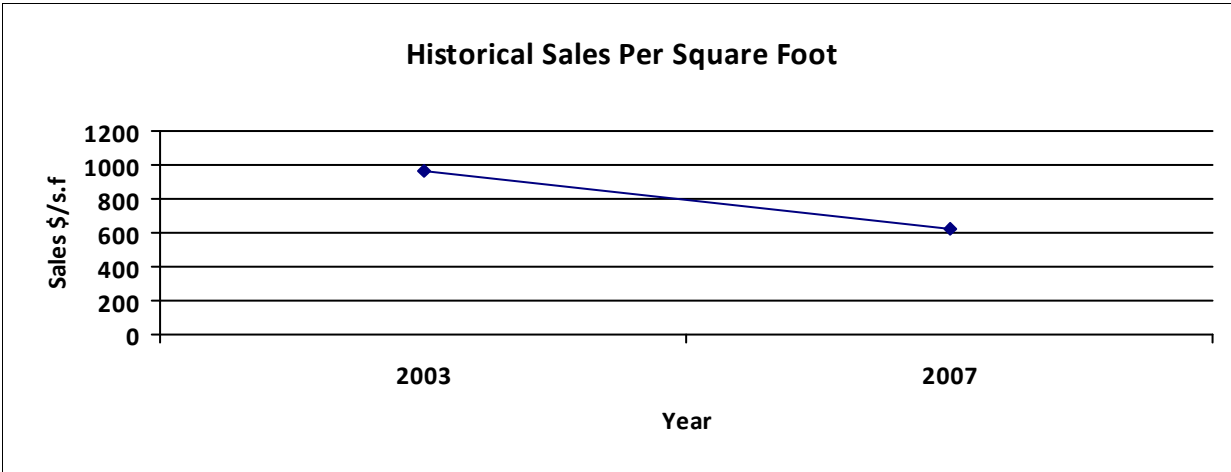
Year of Sale	Address		Unit No	Price	Sq. Feet
2003	1945	Gulf Of Mexico	M2-410	535000	928
2003	2045	Gulf Of Mexico	315		1076
2003	2045	Gulf Of Mexico	302	290000	928
2003	1945	Gulf Of Mexico	M2-405	385000	1265
2003	1975	Gulf Of Mexico	202	530000	1257
Totals for	2003	Number of Sales	28		
	Average sale price	399188	Average price /sf	328.79	

Seaside Of Longboat

34228 All sales recorded through 01/31/2009

Prepared by Scott Norris
Source is First American Real Estate Solutions

Year	No. of Sales	Avg Sale Price	Sale Price/S.F.
2003	1	2850000	968
2007	1	1850000	629



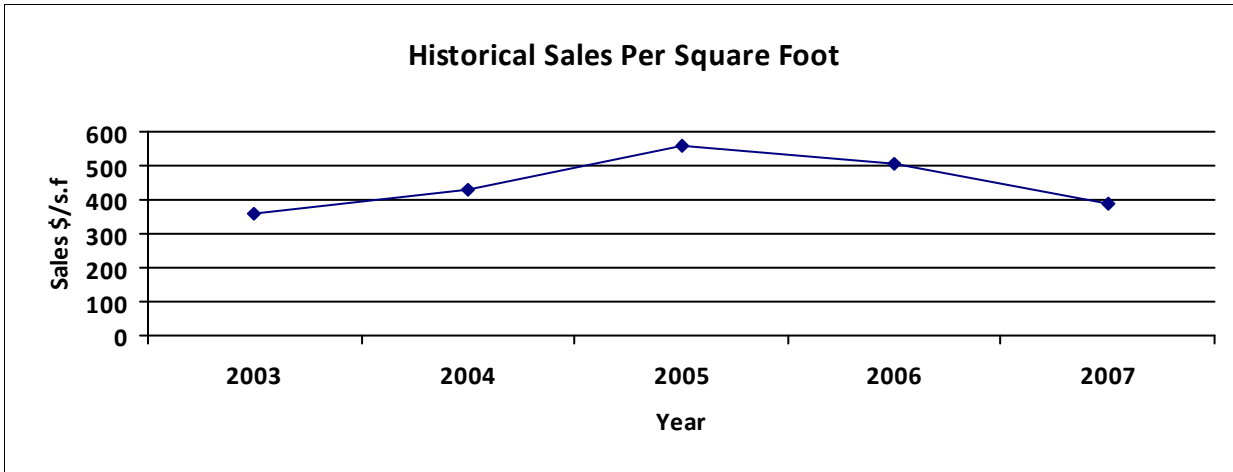
Year of Sale	Address	Unit No	Price	Sq. Feet
2007	4473 Gulf Of Mexico		1850000	2943
Totals for	2007	Number of Sales	1	
	Average sale price	1850000	Average price /sf	628.610
2003	4477 Gulf Of Mexico		2850000	2943
Totals for	2003	Number of Sales	1	
	Average sale price	2850000	Average price /sf	968.4

Shore

34228 All sales recorded through 01/31/2009

Prepared by Scott Norris
Source is First American Real Estate Solutions

Year	No. of Sales	Avg Sale Price	Sale Price/S.F.
2003	3	558333	358
2004	3	670000	429
2005	1	870000	557
2006	2	900000	506
2007	4	675625	391



Year of Sale	Address	Unit No	Price	Sq. Feet
2007	5757 Gulf Of Mexico	305	765000	1561
2007	5757 Gulf Of Mexico	111	525000	1561
2007	5757 Gulf Of Mexico	106	262500	1561
2007	5757 Gulf Of Mexico	101	1150000	2236
Totals for	2007	Number of Sales	4	
	Average sale price	675625	Average price /sf	390.591
2006	5757 Gulf Of Mexico	303	825000	1561
2006	5757 Gulf Of Mexico	216	975000	1996
Totals for	2006	Number of Sales	2	
	Average sale price	900000	Average price /sf	506.044
2005	5757 Gulf Of Mexico	307	870000	1561
Totals for	2005	Number of Sales	1	
	Average sale price	870000	Average price /sf	557.335

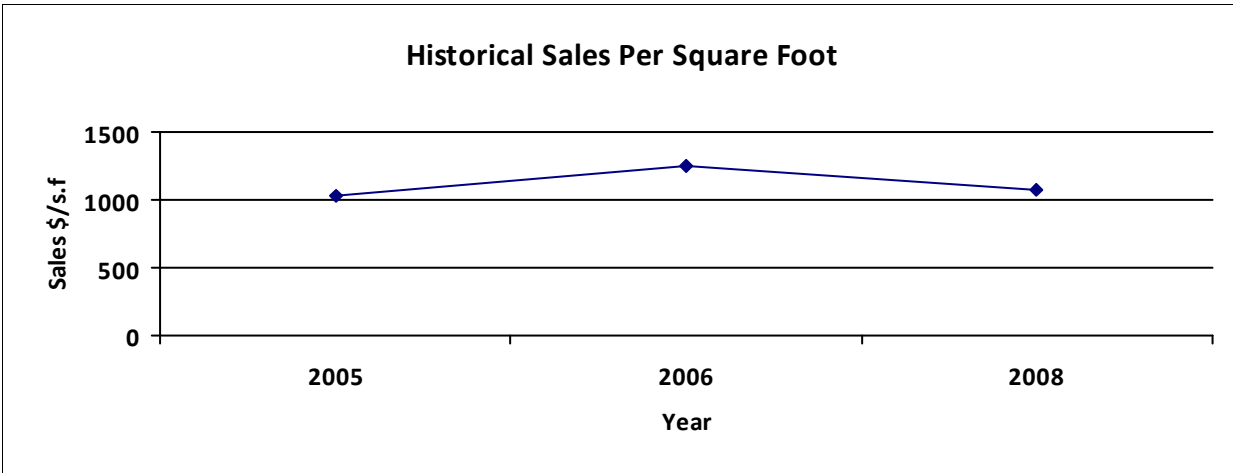
Year of Sale	Address		Unit No	Price	Sq. Feet
2004	5757	Gulf Of Mexico	307	870000	1561
2004	5757	Gulf Of Mexico	210	590000	1561
2004	5757	Gulf Of Mexico	113	550000	1561
Totals for	2004	Number of Sales	3		
	Average sale price	670000		Average price /sf	429.212
2003	5757	Gulf Of Mexico	302	590000	1561
2003	5757	Gulf Of Mexico	214	495000	1561
2003	5757	Gulf Of Mexico	210	590000	1561
Totals for	2003	Number of Sales	3		
	Average sale price	558333		Average price /sf	357.677

Silver Sands

34228 All sales recorded through 01/31/2009

Prepared by Scott Norris
Source is First American Real Estate Solutions

Year	No. of Sales	Avg Sale Price	Sale Price/S.F.
2005	28	649821	1033
2006	1	635000	1250
2008	1	545000	1073



Year of Sale	Address	Unit No	Price	Sq. Feet
2008	5841 Gulf Of Mexico	240	545000	508
Totals for	2008	Number of Sales	1	
	Average sale price	545000	Average price /sf	1072.83
2006	5841 Gulf Of Mexico	250	635000	508
Totals for	2006	Number of Sales	1	
	Average sale price	635000	Average price /sf	1250
2005	5841 Gulf Of Mexico	246	495000	520
2005	5841 Gulf Of Mexico	233	395000	450
2005	5841 Gulf Of Mexico	234	395000	450
2005	5841 Gulf Of Mexico	235	495000	645
2005	5841 Gulf Of Mexico	236	395000	450
2005	5841 Gulf Of Mexico	238	350000	1380
2005	5841 Gulf Of Mexico	240	545000	508
2005	5841 Gulf Of Mexico	241	695000	760
2005	5841 Gulf Of Mexico	242	550000	520
2005	5841 Gulf Of Mexico	242	550000	520

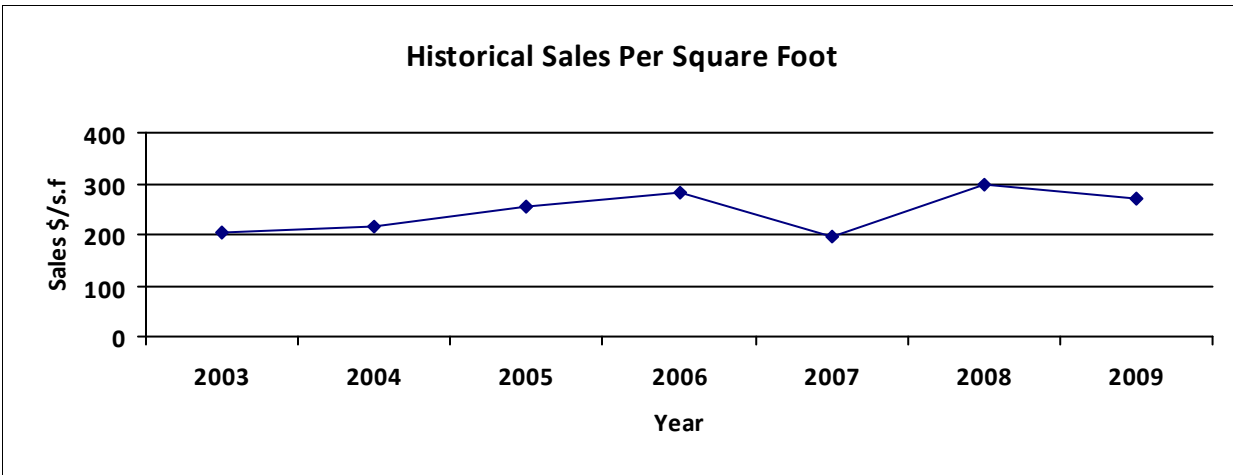
Year of Sale	Address		Unit No	Price	Sq. Feet
2005	5841	Gulf Of Mexico	243	675000	760
2005	5841	Gulf Of Mexico	244	575000	520
2005	5841	Gulf Of Mexico	232	395000	450
2005	5841	Gulf Of Mexico	245	1340000	760
2005	5841	Gulf Of Mexico	259	695000	748
2005	5841	Gulf Of Mexico	247	665000	760
2005	5841	Gulf Of Mexico	248	465000	520
2005	5841	Gulf Of Mexico	249	695000	748
2005	5841	Gulf Of Mexico	250	635000	508
2005	5841	Gulf Of Mexico	251	685000	760
2005	5841	Gulf Of Mexico	252	485000	520
2005	5841	Gulf Of Mexico	253	1340000	760
2005	5841	Gulf Of Mexico	254	485000	520
2005	5841	Gulf Of Mexico	255	1340000	760
2005	5841	Gulf Of Mexico	256	465000	520
2005	5841	Gulf Of Mexico	257	1340000	760
2005	5841	Gulf Of Mexico	258	475000	520
2005	5841	Gulf Of Mexico	244	575000	520
Totals for	2005	Number of Sales	28		
	Average sale price	649821	Average price /sf	1032.81	

Spanish Main

34228 All sales recorded through 01/31/2009

Prepared by Scott Norris
Source is First American Real Estate Solutions

Year	No. of Sales	Avg Sale Price	Sale Price/S.F.
2003	11	260673	205
2004	19	280968	214
2005	27	338381	256
2006	11	366455	282
2007	7	262714	195
2008	2	362500	300
2009	2	337500	271



Year of Sale	Address	Unit No	Price	Sq. Feet
2009	852 Spanish		420000	1399
2009	726 Spanish		255000	1093
Totals for 2009		Number of Sales	2	
Average sale price		337500	Average price /sf	270.867
2008	860 Spanish		400000	1085
2008	596 Spanish		325000	1333
Totals for 2008		Number of Sales	2	
Average sale price		362500	Average price /sf	299.835
2007	615 Spanish		65000	1241
2007	583 Spanish		380000	1399
2007	789 Spanish		190000	1241
2007	676 El Centro		290000	1427
2007	551 Spanish		385000	1357

Year of Sale	Address		Unit No	Price	Sq. Feet
2007	699	El Centro		220000	1327
2007	602	Spanish		309000	1427
Totals for	2007	Number of Sales	7		
	Average sale price	262714		Average price /sf	195.244
2006	652	Spanish		410000	1063
2006	556	Spanish		225000	1393
2006	524	Spanish		470000	1399
2006	634	Spanish		348000	1516
2006	755	El Centro		320000	1333
2006	698	Spanish		325000	1093
2006	691	El Centro		315000	1092
2006	941	Spanish		560000	1357
2006	718	Spanish		339000	1327
2006	797	Spanish		285000	1337
2006	813	Spanish		434000	1399
Totals for	2006	Number of Sales	11		
	Average sale price	366455		Average price /sf	281.711
2005	532	Spanish		310400	1241
2005	876	Spanish		460000	1069
2005	922	Spanish		290000	1357
2005	631	Spanish		382500	1393
2005	618	Spanish		272000	1399
2005	690	Spanish		340000	1225
2005	583	Spanish		380000	1399
2005	914	Spanish		315000	1341
2005	866	Spanish		240000	964
2005	623	Spanish		335000	1333
2005	892	Spanish		468900	1357
2005	909	Spanish		368000	1399
2005	668	El Centro		295000	1399
2005	694	Spanish		335000	1241
2005	829	Spanish		400000	1393
2005	620	Spanish		420000	1357
2005	709	Spanish		238000	1325
2005	540	Spanish		350000	1399
2005	676	Spanish		324000	1427
2005	572	Spanish		420000	1357

Year of Sale	Address		Unit No	Price	Sq. Feet
2005	580	Spanish		375000	1399
2005	580	Spanish		375000	1399
2005	612	Spanish		435000	1346
2005	836	Spanish		319000	1399
2005	659	Spanish		15000	1197
2005	655	Spanish		378500	1241
2005	671	Spanish		295000	1393
Totals for	2005	Number of Sales	27		
	Average sale price	338381		Average price /sf	255.568
2004	866	Spanish		240000	964
2004	685	Spanish		255000	1099
2004	805	Spanish		260000	1405
2004	868	Spanish		310000	1357
2004	916	Spanish		315000	1423
2004	901	Spanish		280000	1431
2004	621	Spanish		259900	1419
2004	676	Spanish		324000	1427
2004	702	Spanish		220000	1427
2004	718	Spanish		339000	1327
2004	655	Spanish		378500	1241
2004	694	Spanish		335000	1241
2004	575	Spanish		228000	1299
2004	548	Spanish		265000	1357
2004	602	Spanish		309000	1427
2004	634	Spanish		348000	1516
2004	730	Spanish		185000	1255
2004	738	El Centro		220000	1299
2004	828	Spanish		267000	1069
Totals for	2004	Number of Sales	19		
	Average sale price	280968		Average price /sf	213.681
2003	732	El Centro		217000	1287
2003	708	El Centro		222500	1233
2003	717	Spanish		190000	1265
2003	702	Spanish		220000	1427
2003	575	Spanish		228000	1299
2003	644	Spanish		270000	1069
2003	858	Spanish		251900	1355

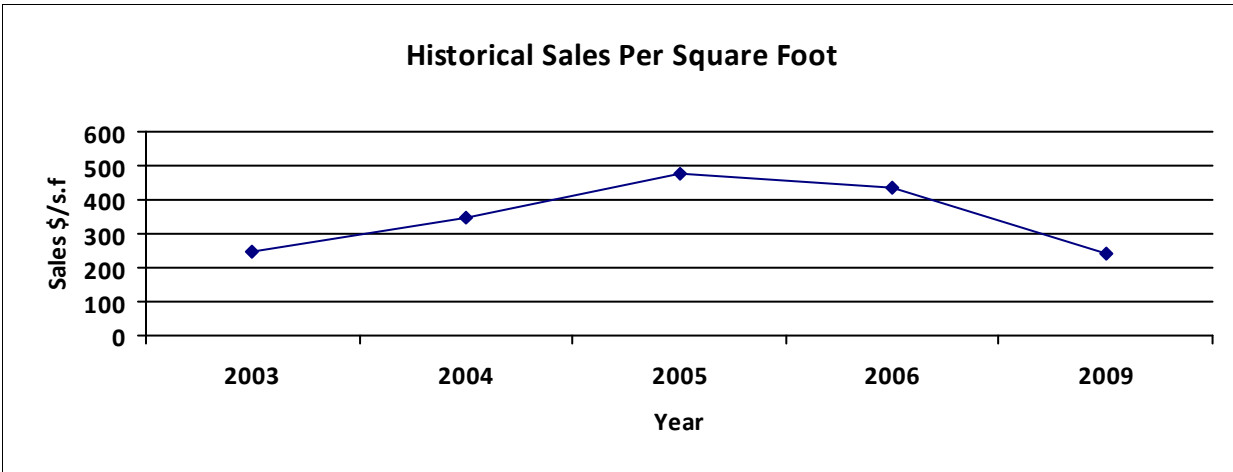
Year of Sale	Address		Unit No	Price	Sq. Feet
2003	570	Spanish		200000	1172
2003	860	Spanish		400000	1085
2003	847	Spanish		300000	1399
2003	909	Spanish		368000	1399
Totals for	2003	Number of Sales	11		
	Average sale price	260673	Average price /sf	204.961	

St Judes Apts

34228 All sales recorded through 01/31/2009

Prepared by Scott Norris
Source is First American Real Estate Solutions

Year	No. of Sales	Avg Sale Price	Sale Price/S.F.
2003	2	190100	248
2004	2	220000	349
2005	5	345700	477
2006	4	328875	438
2009	1	152000	241



Year of Sale	Address	Unit No	Price	Sq. Feet
2009	707 Saint Judes	2	152000	630
Totals for 2009		Number of Sales	1	
Average sale price		152000	Average price /sf	241.27
2006	747 Saint Judes	1	220000	667
2006	739 Saint Judes	2	460500	868
2006	729 Saint Judes	4	325000	840
2006	707 Saint Judes	3	310000	630
Totals for 2006		Number of Sales	4	
Average sale price		328875	Average price /sf	437.770
2005	741 Saint Judes	1	360000	868
2005	739 Saint Judes	2	460500	868
2005	707 Saint Judes	3	310000	630
2005	701 Saint Judes	4	299000	630
2005	701 Saint Judes	1	299000	630

Year of Sale	Address		Unit No	Price	Sq. Feet
Totals for	2005	Number of Sales	5		
	Average sale price	345700		Average price /sf	476.696
2004	729	Saint Judes	3	141000	630
2004	701	Saint Judes	1	299000	630
Totals for	2004	Number of Sales	2		
	Average sale price	220000		Average price /sf	349.206
2003	723	Saint Judes	2	81200	900
2003	701	Saint Judes	4	299000	630
Totals for	2003	Number of Sales	2		
	Average sale price	190100		Average price /sf	248.497


Sunrise Shores

34228 All sales recorded through 01/31/2009

Prepared by Scott Norris
Source is First American Real Estate Solutions

Year	No. of Sales	Avg Sale Price	Sale Price/S.F.
2004	1	550000	234

Historical Sales Per Square Foot



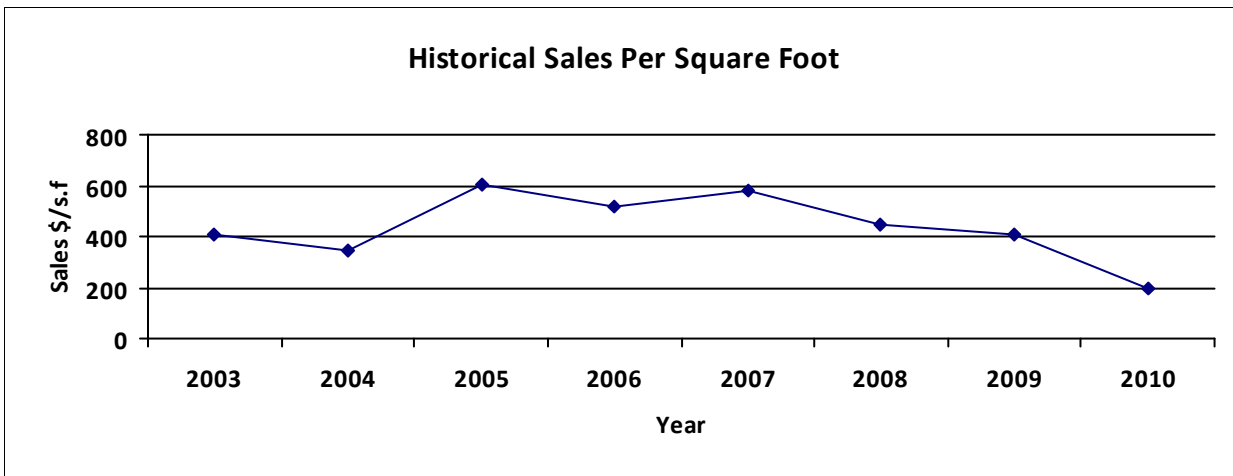
Year of Sale	Address	Unit No	Price	Sq. Feet
2004	5220 Gulf Of Mexico	101	550000	2354
Totals for	2004	Number of Sales	1	
	Average sale price	550000	Average price /sf	233.645

Sunset Beach

34228 All sales recorded through 01/31/2009

Prepared by Scott Norris
Source is First American Real Estate Solutions

Year	No. of Sales	Avg Sale Price	Sale Price/S.F.
2003	5	598200	405
2004	5	525580	347
2005	3	913000	602
2006	1	660000	518
2007	2	1080000	584
2008	3	595000	445
2009	1	550000	405
2010	1	271000	196



Year of Sale	Address	Unit No	Price	Sq. Feet
2010	11 Sunset	406	271000	1380
Totals for 2010		Number of Sales	1	
Average sale price		271000	Average price /sf	196.377
2009	11 Sunset	201	306000	1336
2009	2101 Gulf Of Mexico	2501b	550000	1358
2009	11 Sunset	103	249900	1380
Totals for 2009		Number of Sales	3	
Average sale price		368633	Average price /sf	271.453
2008	2101 Gulf Of Mexico	2303b	500000	1273
2008	2101 Gulf Of Mexico	2203b	465000	1273
2008	2105 Gulf Of Mexico	3503b	820000	1463

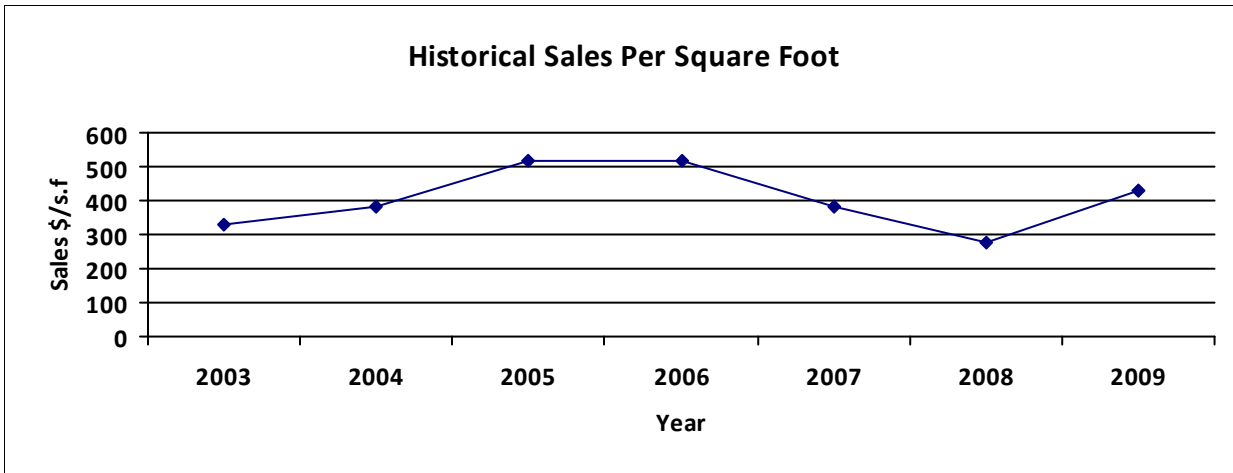
Year of Sale	Address		Unit No	Price	Sq. Feet
Totals for	2008	Number of Sales	3		
	Average sale price	595000		Average price /sf	445.248
2007	2101	Gulf Of Mexico	2502b	735000	1463
2007	2105	Gulf Of Mexico	3105b	1425000	2234
Totals for	2007	Number of Sales	2		
	Average sale price	1080000		Average price /sf	584.258
2006	2109	Gulf Of Mexico	1302b	660000	1273
Totals for	2006	Number of Sales	1		
	Average sale price	660000		Average price /sf	518.460
2005	2109	Gulf Of Mexico	1404b	874000	1358
2005	2105	Gulf Of Mexico	3401b	1160000	1837
2005	2101	Gulf Of Mexico	2504b	705000	1358
Totals for	2005	Number of Sales	3		
	Average sale price	913000		Average price /sf	601.581
2004	2105	Gulf Of Mexico	3305b	224000	1837
2004	2109	Gulf Of Mexico	1301b	680000	1358
2004	2105	Gulf Of Mexico	3304b	224100	1463
2004	2105	Gulf Of Mexico	3403b	752800	1463
2004	2105	Gulf Of Mexico	3204b	747000	1463
Totals for	2004	Number of Sales	5		
	Average sale price	525580		Average price /sf	346.506
2003	2105	Gulf Of Mexico	3104b	40000	1463
2003	2101	Gulf Of Mexico	2503b	630000	1273
2003	2101	Gulf Of Mexico	2501b	591000	1358
2003	2101	Gulf Of Mexico	2402b	630000	1463
2003	2105	Gulf Of Mexico	3501b	1100000	1837
Totals for	2003	Number of Sales	5		
	Average sale price	598200		Average price /sf	404.517

Sutton Place

34228 All sales recorded through 01/31/2009

Prepared by Scott Norris
Source is First American Real Estate Solutions

Year	No. of Sales	Avg Sale Price	Sale Price/S.F.
2003	10	269390	328
2004	10	342450	382
2005	8	446938	518
2006	1	512500	517
2007	3	305667	380
2008	1	215950	279
2009	1	425000	428



Year of Sale	Address	Unit No	Price	Sq. Feet
2009	605 Sutton	402	425000	992
Totals for	2009	Number of Sales	1	
	Average sale price	425000	Average price /sf	428.427
2008	605 Sutton	205	215950	775
Totals for	2008	Number of Sales	1	
	Average sale price	215950	Average price /sf	278.645
2007	605 Sutton	103	397000	992
2007	600 Sutton	201	232500	696
2007	545 Sutton		287500	725
Totals for	2007	Number of Sales	3	
	Average sale price	305667	Average price /sf	380.025
2006	600 Sutton	302	512500	992

Year of Sale	Address		Unit No	Price	Sq. Feet
Totals for	2006	Number of Sales	1		
	Average sale price	512500		Average price /sf	516.633
2005	600	Sutton	204	480000	992
2005	600	Sutton	303	519000	992
2005	605	Sutton	203	460000	992
2005	600	Sutton	105	510000	1204
2005	527	Sutton		360000	510
2005	549	Sutton		370000	510
2005	564	Sutton		467500	1190
2005	589	Sutton		409000	510
Totals for	2005	Number of Sales	8		
	Average sale price	446938		Average price /sf	518.188
2004	605	Sutton	102	425000	992
2004	569	Sutton		335000	1198
2004	565	Sutton		265000	1198
2004	568	Sutton		280000	1344
2004	527	Sutton		360000	510
2004	605	Sutton	402	367000	992
2004	549	Sutton		370000	510
2004	597	Sutton		265000	510
2004	525	Sutton		360500	725
2004	605	Sutton	103	397000	992
Totals for	2004	Number of Sales	10		
	Average sale price	342450		Average price /sf	381.730
2003	525	Sutton		360500	725
2003	600	Sutton	102	285000	992
2003	600	Sutton	101	197000	696
2003	600	Sutton	201	232500	696
2003	600	Sutton	Ph2	330000	992
2003	542	Sutton		284900	725
2003	515	Sutton		280000	725
2003	541	Sutton		235000	1080
2003	553	Sutton		265000	1080
2003	544	Sutton		224000	510