

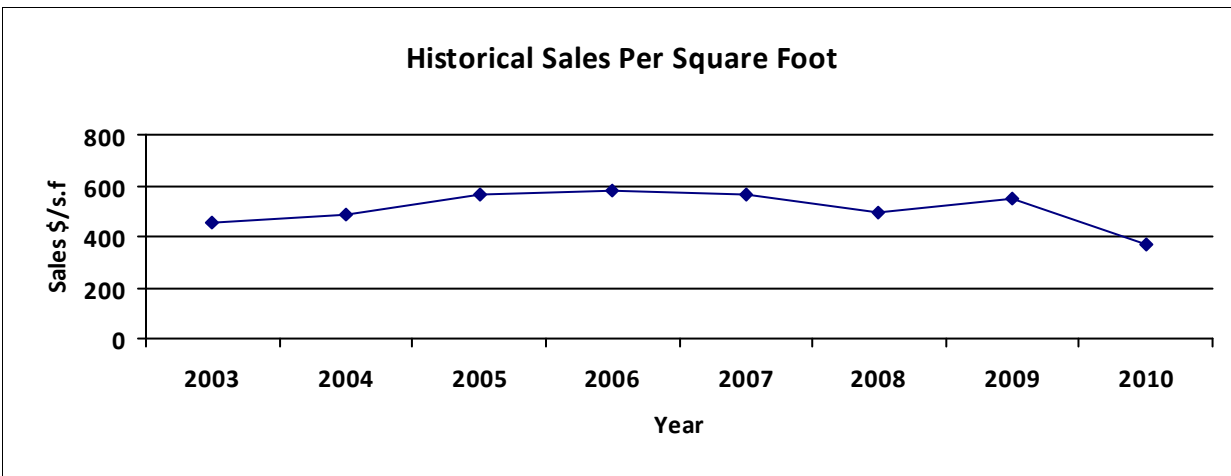
Year of Sale	Address		Unit No	Price	Sq. Feet
2003	2016	Harbourside	327	400000	1442
2003	2016	Harbourside	341	530000	1442
2003	2020	Harbourside	444	800000	2462
2003	2020	Harbourside	431	550000	1442
2003	2020	Harbourside	427	401000	1442
2003	2016	Harbourside	334	675000	2462
2003	2020	Harbourside	411	472500	1442
2003	2110	Harbourside	518	240100	2550
Totals for	2003	Number of Sales	23		
	Average sale price	534695		Average price /sf	274.444

Grand Bay

34228 All sales recorded through 01/31/2009

Prepared by Scott Norris
Source is First American Real Estate Solutions

Year	No. of Sales	Avg Sale Price	Sale Price/S.F.
2003	17	943765	455
2004	37	985092	489
2005	35	1240846	568
2006	9	1164033	582
2007	13	1253846	566
2008	10	1113750	495
2009	5	1219000	548
2010	2	900000	366



Year of Sale	Address		Unit No	Price	Sq. Feet
2010	3010	Grand Bay	415	700000	2143
2010	3010	Grand Bay	426	1100000	2781
Totals for	2010	Number of Sales	2		
	Average sale price	900000	Average price /sf	365.556	
2009	3030	Grand Bay	342	700000	2143
2009	3030	Grand Bay	315	750000	2143
2009	3040	Grand Bay	285	925000	2143
2009	3060	Grand Bay	134	950000	2369
2009	3060	Grand Bay	126	1200000	2781
2009	3030	Grand Bay	Ph3101	3080000	4074
2009	3080	Grand Bay	531	640000	1270
2009	3040	Grand Bay	263	1025000	2369
2009	3080	Grand Bay	511	600000	1270
2009	3060	Grand Bay	173	950000	2369

Year of Sale	Address		Unit No	Price	Sq. Feet
2009	3040	Grand Bay	221	1100000	2781
2009	3060	Grand Bay	176	1410000	2781
Totals for	2009	Number of Sales	12		
	Average sale price	1110833		Average price /sf	467.834
2008	3010	Grand Bay	475	1150000	2143
2008	3040	Grand Bay	253	1075000	2369
2008	3010	Grand Bay	451	1650000	2781
2008	3030	Grand Bay	343	1042500	2369
2008	3030	Grand Bay	372	1050000	2143
2008	3040	Grand Bay	223	950000	2369
2008	3040	Grand Bay	215	850000	2143
2008	3010	Grand Bay	416	1650000	2781
2008	3060	Grand Bay	182	1100000	2143
2008	3080	Grand Bay	535	620000	1276
Totals for	2008	Number of Sales	10		
	Average sale price	1113750		Average price /sf	494.626
2007	3070	Grand Bay	623	805000	1329
2007	3040	Grand Bay	275	1185000	2143
2007	3040	Grand Bay	Ph2101	2400000	4074
2007	3040	Grand Bay	225	1150000	2143
2007	3030	Grand Bay	316	1500000	2781
2007	3080	Grand Bay	524	710000	1329
2007	3080	Grand Bay	515	600000	1276
2007	3010	Grand Bay	465	1175000	2143
2007	3010	Grand Bay	473	1450000	2369
2007	3070	Grand Bay	622	725000	1276
2007	3010	Grand Bay	411	1650000	2781
2007	3040	Grand Bay	274	1200000	2369
2007	3040	Grand Bay	291	1750000	2781
Totals for	2007	Number of Sales	13		
	Average sale price	1253846		Average price /sf	566.090
2006	3030	Grand Bay	334	1365000	2369
2006	3040	Grand Bay	263	1200000	2369
2006	3080	Grand Bay	532	835000	1276
2006	3070	Grand Bay	632	719000	1276

Year of Sale	Address		Unit No	Price	Sq. Feet
2006	3030	Grand Bay	352	1164000	2143
2006	3060	Grand Bay	156	1625000	2781
2006	3070	Grand Bay	616	893300	1270
2006	3010	Grand Bay	452	1200000	2143
2006	3010	Grand Bay	484	1475000	2369
Totals for	2006	Number of Sales	9		
	Average sale price	1164033		Average price /sf	582.146
2005	3040	Grand Bay	236	1295000	2781
2005	3080	Grand Bay	535	715000	1276
2005	3040	Grand Bay	274	1200000	2369
2005	3010	Grand Bay	446	1625000	2781
2005	3010	Grand Bay	461	1600000	2781
2005	3030	Grand Bay	366	2060000	2781
2005	3080	Grand Bay	525	120600	1276
2005	3080	Grand Bay	531	880000	1270
2005	3040	Grand Bay	276	1350000	2781
2005	3040	Grand Bay	241	1525000	2781
2005	3040	Grand Bay	225	1150000	2143
2005	3070	Grand Bay	625	770000	1276
2005	3010	Grand Bay	475	1289000	2143
2005	3010	Grand Bay	474	1295000	2369
2005	3080	Grand Bay	544	855000	1329
2005	3070	Grand Bay	623	805000	1329
2005	3070	Grand Bay	615	715000	1276
2005	3060	Grand Bay	171	1245000	2781
2005	3030	Grand Bay	355	1025000	2143
2005	3030	Grand Bay	354	1320000	2369
2005	3060	Grand Bay	122	900000	2143
2005	3030	Grand Bay	Ph3101	3750000	4074
2005	3080	Grand Bay	511	785000	1270
2005	3060	Grand Bay	136	1349000	2781
2005	3080	Grand Bay	512	675000	1276
2005	3060	Grand Bay	161	1286000	2781
2005	3070	Grand Bay	612	645000	1276
2005	3030	Grand Bay	315	1250000	2143
2005	3030	Grand Bay	315	1250000	2143
2005	3060	Grand Bay	174	1575000	2369
2005	3060	Grand Bay	174	1575000	2369

Year of Sale	Address		Unit No	Price	Sq. Feet
2005	3030	Grand Bay	311	1800000	2781
2005	3010	Grand Bay	432	925000	2143
2005	3010	Grand Bay	456	1950000	2781
2005	3040	Grand Bay	285	875000	2143
Totals for	2005	Number of Sales	35		
	Average sale price	1240846		Average price /sf	567.648
2004	3070	Grand Bay	634	680000	1329
2004	3070	Grand Bay	625	770000	1276
2004	3070	Grand Bay	641	715000	1270
2004	3010	Grand Bay	465	1175000	2143
2004	3070	Grand Bay	616	893300	1270
2004	3070	Grand Bay	643	700000	1329
2004	3060	Grand Bay	195	1165000	2143
2004	3010	Grand Bay	455	960000	2143
2004	3060	Grand Bay	193	1300000	2369
2004	3060	Grand Bay	193	1300000	2369
2004	3060	Grand Bay	191	1200000	2781
2004	3060	Grand Bay	181	1250000	2781
2004	3010	Grand Bay	494	1300000	2369
2004	3060	Grand Bay	141	1175000	2781
2004	3060	Grand Bay	126	1175000	2781
2004	3060	Grand Bay	195	1165000	2143
2004	3040	Grand Bay	262	850000	2143
2004	3030	Grand Bay	354	1320000	2369
2004	3030	Grand Bay	345	925000	2143
2004	3010	Grand Bay	421	1410000	2781
2004	3030	Grand Bay	335	895000	2143
2004	3030	Grand Bay	335	895000	2143
2004	3010	Grand Bay	424	1285000	2369
2004	3010	Grand Bay	425	925000	2143
2004	3030	Grand Bay	314	1050000	2369
2004	3030	Grand Bay	312	880100	2143
2004	3010	Grand Bay	441	1300000	2781
2004	3080	Grand Bay	522	670000	1276
2004	3060	Grand Bay	113	900000	2369
2004	3040	Grand Bay	252	860000	2143
2004	3080	Grand Bay	545	620000	1276
2004	3080	Grand Bay	511	785000	1270

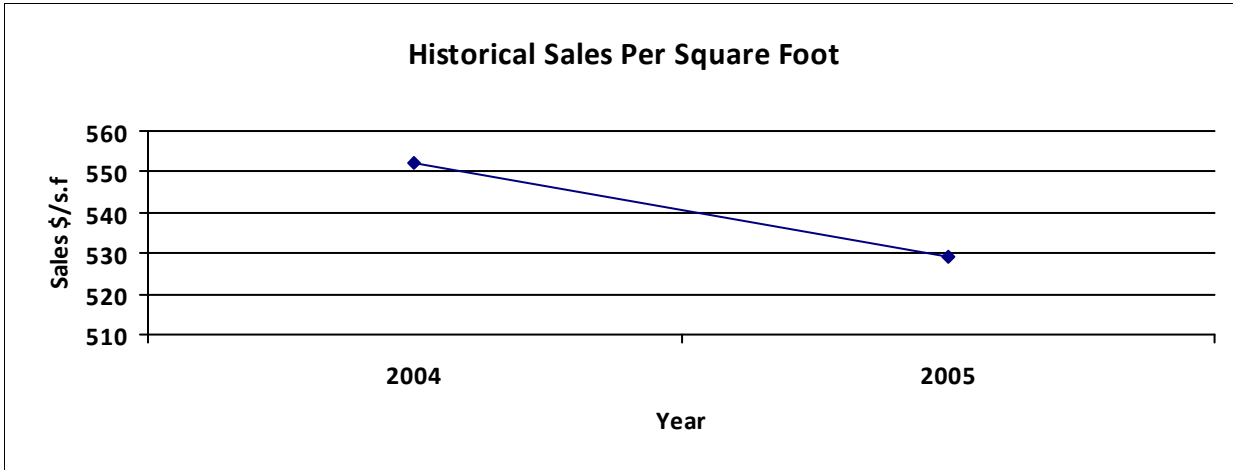
Year of Sale	Address		Unit No	Price	Sq. Feet
2004	3080	Grand Bay	523	710000	1329
2004	3080	Grand Bay	532	835000	1276
2004	3080	Grand Bay	544	855000	1329
2004	3040	Grand Bay	252	860000	2143
2004	3080	Grand Bay	542	695000	1276
Totals for	2004	Number of Sales	37		
	Average sale price	985092		Average price /sf	489.299
2003	3010	Grand Bay	453	1057500	2369
2003	3070	Grand Bay	614	590000	1329
2003	3060	Grand Bay	125	850000	2143
2003	3080	Grand Bay	514	569000	1329
2003	3080	Grand Bay	521	585000	1270
2003	3040	Grand Bay	222	315000	2143
2003	3060	Grand Bay	144	930000	2369
2003	3060	Grand Bay	Ph	3000000	4074
2003	3070	Grand Bay	622	725000	1276
2003	3040	Grand Bay	254	1035000	2369
2003	3070	Grand Bay	645	595000	1276
2003	3040	Grand Bay	214	857500	2369
2003	3040	Grand Bay	284	1016000	2369
2003	3060	Grand Bay	186	1250000	2781
2003	3010	Grand Bay	443	1010000	2369
2003	3010	Grand Bay	445	940000	2143
2003	3070	Grand Bay	632	719000	1276
Totals for	2003	Number of Sales	17		
	Average sale price	943765		Average price /sf	455.097

Grande

34228 All sales recorded through 01/31/2009

Prepared by Scott Norris
Source is First American Real Estate Solutions

Year	No. of Sales	Avg Sale Price	Sale Price/S.F.
2004	1	1800000	552
2005	2	1725000	529



Year of Sale	Address	Unit No	Price	Sq. Feet
2005	4561 Gulf Of Mexico	202	1650000	3260
2005	4561 Gulf Of Mexico	201	1800000	3260
Totals for	2005	Number of Sales	2	
	Average sale price	1725000	Average price /sf	529.141
2004	4561 Gulf Of Mexico	402	1800000	3260
Totals for	2004	Number of Sales	1	
	Average sale price	1800000	Average price /sf	552.147

Gulf Front Condo

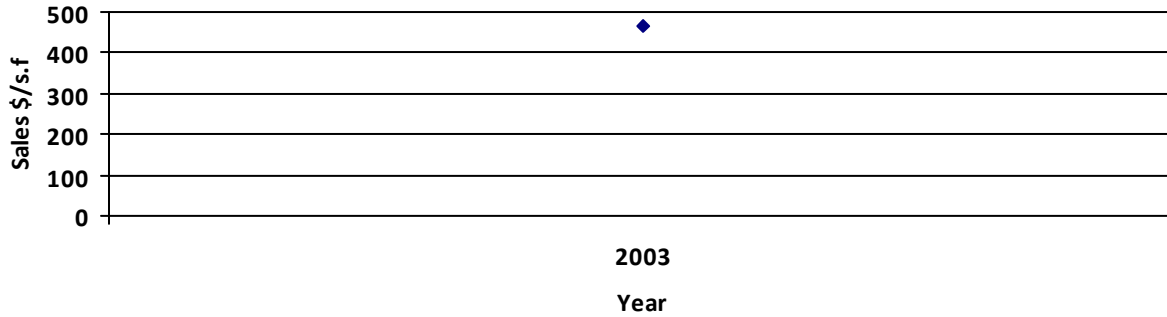
34228 All sales recorded through 01/31/2009

Prepared by Scott Norris
Source is First American Real Estate Solutions

Year	No. of Sales	Avg Sale Price	Sale Price/S.F.
------	--------------	----------------	-----------------

2003	1	549000	464
------	---	--------	-----

Historical Sales Per Square Foot



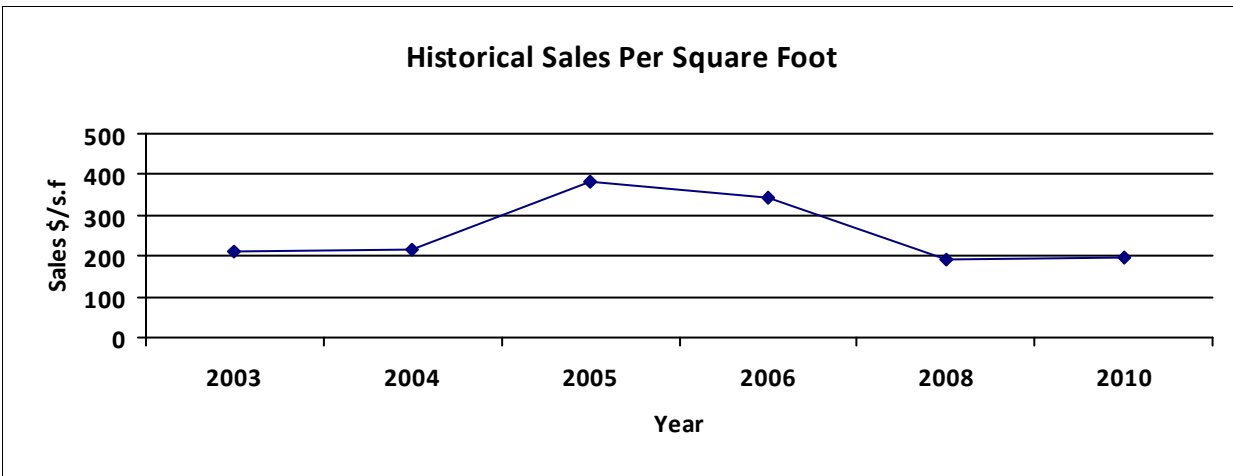
Year of Sale	Address	Unit No	Price	Sq. Feet
2003	5201 Gulf Of Mexico	204	549000	1184
Totals for	2003	Number of Sales	1	
	Average sale price	549000	Average price /sf	463.682

Gulf Key

34228 All sales recorded through 01/31/2009

Prepared by Scott Norris
Source is First American Real Estate Solutions

Year	No. of Sales	Avg Sale Price	Sale Price/S.F.
2003	1	222000	213
2004	1	225000	215
2005	2	414950	381
2006	1	394900	345
2008	1	220000	192
2010	1	206000	197



Year of Sale	Address	Unit No	Price	Sq. Feet
2010	540 Neptune	3	206000	1044
Totals for	2010	Number of Sales	1	
	Average sale price	206000	Average price /sf	197.318
2008	540 Neptune	1	220000	1145
Totals for	2008	Number of Sales	1	
	Average sale price	220000	Average price /sf	192.14
2006	540 Neptune	9	394900	1145
Totals for	2006	Number of Sales	1	
	Average sale price	394900	Average price /sf	344.891
2005	540 Neptune	10	435000	1032
2005	540 Neptune	9	394900	1145

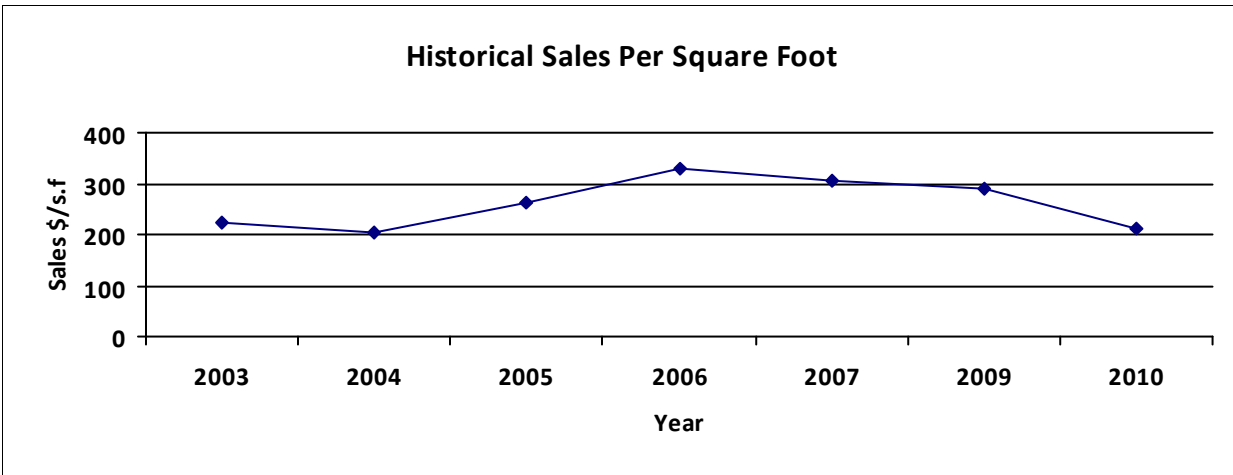
Year of Sale	Address		Unit No	Price	Sq. Feet
Totals for	2005	Number of Sales	2		
	Average sale price	414950		Average price /sf	381.213
2004	540	Neptune	6	225000	1045
Totals for	2004	Number of Sales	1		
	Average sale price	225000		Average price /sf	215.311
2003	540	Neptune	4	222000	1044
Totals for	2003	Number of Sales	1		
	Average sale price	222000		Average price /sf	212.644

Harbor Oaks

34228 All sales recorded through 01/31/2009

Prepared by Scott Norris
Source is First American Real Estate Solutions

Year	No. of Sales	Avg Sale Price	Sale Price/S.F.
2003	10	499800	223
2004	4	407475	205
2005	11	584445	264
2006	4	731500	329
2007	1	675000	304
2009	4	452750	291
2010	3	410467	211



Year of Sale	Address	Unit No	Price	Sq. Feet
2010	2231 Harbourside	205	390400	2219
2010	226 Golden Gate	64	340000	1396
2010	2159 Harbourside	801	501000	2219
Totals for 2010		Number of Sales	3	
Average sale price		410467	Average price /sf	211.073
2009	226 Golden Gate	31	400000	1396
2009	400 Golden Gate	11	505000	1705
2009	2163 Harbourside	1303b	390000	1906
2009	650 Golden Gate	303	640000	1837
2009	174 Golden Gate	42	340000	1168
2009	650 Golden Gate	201	650000	1837
2009	400 Golden Gate	23	425000	1245
2009	400 Golden Gate	43	401000	1245
2009	650 Golden Gate	203	595000	1837

Year of Sale	Address		Unit No	Price	Sq. Feet
2009	174	Golden Gate	22	350000	1168
Totals for	2009	Number of Sales	10		
	Average sale price	469600		Average price /sf	306.048
2007	2181	Harbourside	1403b	675000	2219
Totals for	2007	Number of Sales	1		
	Average sale price	675000		Average price /sf	304.191
2006	2101	Harbourside	1103b	861000	2219
2006	2105	Harbourside	1101b	750000	2219
2006	2213	Harbourside	303	645000	2224
2006	2245	Harbourside	101	670000	2219
Totals for	2006	Number of Sales	4		
	Average sale price	731500		Average price /sf	329.467
2005	2223	Harbourside	702	545000	2224
2005	2195	Harbourside	404	464900	1906
2005	2181	Harbourside	1403b	675000	2219
2005	2173	Harbourside	503	649000	2224
2005	2173	Harbourside	503	649000	2224
2005	2205	Harbourside	601	649000	2219
2005	2117	Harbourside	1002b	650000	2448
2005	2159	Harbourside	801	700000	2219
2005	2153	Harbourside	803	375000	2224
2005	2153	Harbourside	803	375000	2224
2005	2211	Harbourside	305	697000	2219
Totals for	2005	Number of Sales	11		
	Average sale price	584445		Average price /sf	264.021
2004	2235	Harbourside	204	375000	1800
2004	2145	Harbourside	1202b	375000	1800
2004	2195	Harbourside	404	464900	1906
2004	2197	Harbourside	402	415000	2448
Totals for	2004	Number of Sales	4		
	Average sale price	407475		Average price /sf	204.916
2003	2237	Harbourside	202	410000	2352
2003	2219	Harbourside	301	410000	2219

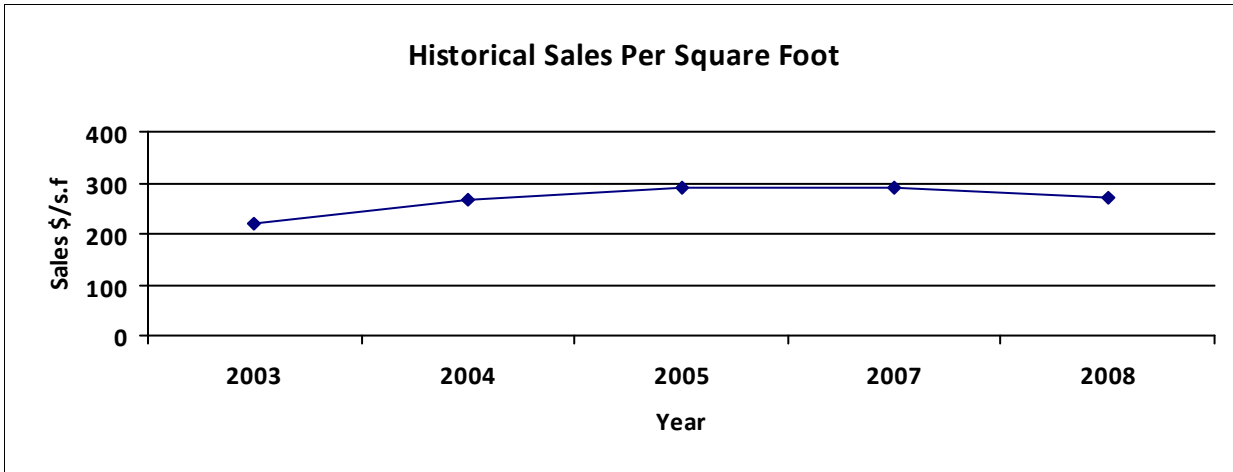
Year of Sale	Address		Unit No	Price	Sq. Feet
2003	2213	Harbourside	303	645000	2224
2003	2199	Harbourside	401	450000	2219
2003	2191	Harbourside	405	450000	2219
2003	2225	Harbourside	701	437000	2219
2003	2121	Harbourside	905	435000	2219
2003	2101	Harbourside	1103b	861000	2219
2003	2183	Harbourside	1402b	430000	2352
2003	2129	Harbourside	901	470000	2219
Totals for	2003	Number of Sales	10		
	Average sale price	499800		Average price /sf	222.519

Harbour Links

34228 All sales recorded through 01/31/2009

Prepared by Scott Norris
Source is First American Real Estate Solutions

Year	No. of Sales	Avg Sale Price	Sale Price/S.F.
2003	4	502000	218
2004	2	587500	266
2005	3	749000	291
2007	1	700000	292
2008	1	640000	270



Year of Sale	Address	Unit No	Price	Sq. Feet
2008	2009 Harbour Links	2009b	640000	2369
Totals for	2008	Number of Sales	1	
	Average sale price	640000	Average price /sf	270.156
2007	2053 Harbour Links	2053b	700000	2398
Totals for	2007	Number of Sales	1	
	Average sale price	700000	Average price /sf	291.91
2005	2055 Harbour Links	2055b	755000	2398
2005	2033 Harbour Links	2033b	827000	3099
2005	2005 Harbour Links	2005b	665000	2212
Totals for	2005	Number of Sales	3	
	Average sale price	749000	Average price /sf	291.477
2004	2047 Harbour Links	2047b	600000	2398
2004	2023 Harbour Links	2023b	575000	2015

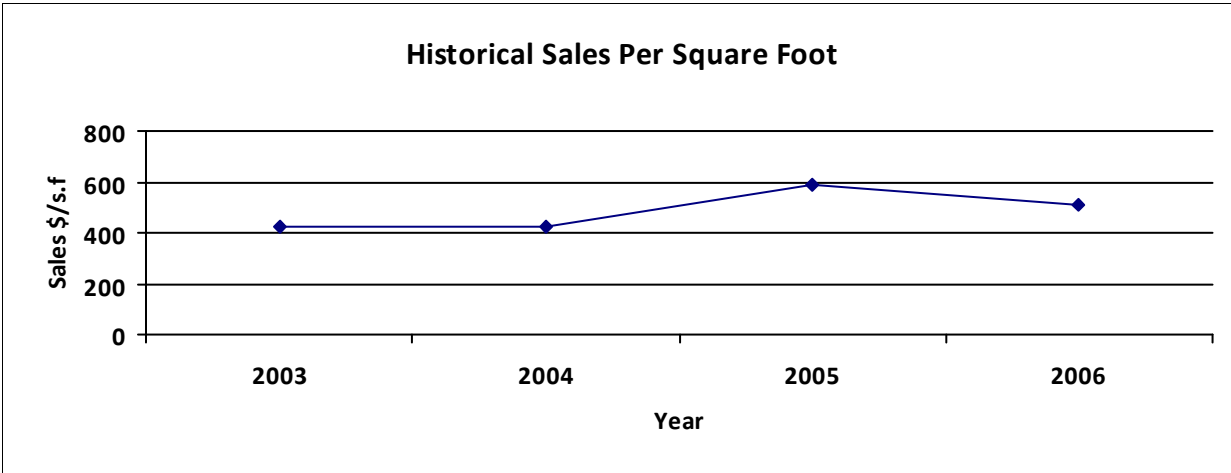
Year of Sale	Address		Unit No	Price	Sq. Feet
Totals for	2004	Number of Sales	2		
	Average sale price	587500		Average price /sf	266.259
2003	2049	Harbour Links	2049b	500000	2398
2003	2017	Harbour Links	2017b	469000	2212
2003	2017	Harbour Links	2017b	469000	2212
2003	2009	Harbour Links	2009b	570000	2369
Totals for	2003	Number of Sales	4		
	Average sale price	502000		Average price /sf	218.475

Harbour Villa Club

34228 All sales recorded through 01/31/2009

Prepared by Scott Norris
Source is First American Real Estate Solutions

Year	No. of Sales	Avg Sale Price	Sale Price/S.F.
2003	3	551667	427
2004	6	579000	424
2005	3	808333	591
2006	1	660000	510



Year of Sale	Address	Unit No	Price	Sq. Feet
2006	615 Dream Island	207	660000	1293
Totals for 2006		Number of Sales	1	
Average sale price		660000	Average price /sf	510.441
2005	615 Dream Island	304	775000	1293
2005	615 Dream Island	214	850000	1514
2005	615 Dream Island	204	800000	1293
Totals for 2005		Number of Sales	3	
Average sale price		808333	Average price /sf	591.463
2004	615 Dream Island	302	572000	1293
2004	615 Dream Island	302	572000	1293
2004	615 Dream Island	201	610000	1514
2004	615 Dream Island	114	645000	1514
2004	615 Dream Island	111	525000	1293
2004	615 Dream Island	106	550000	1293

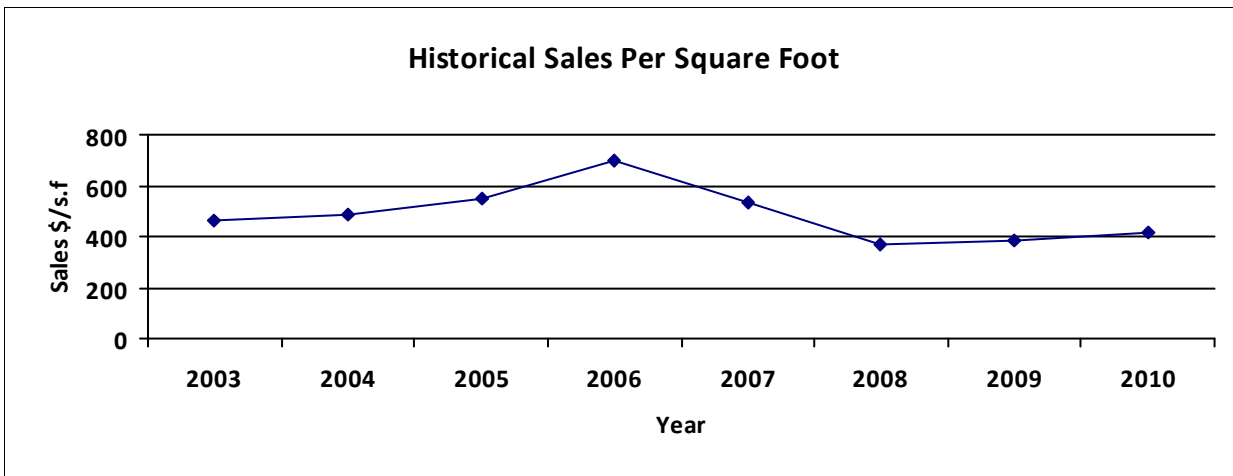
Year of Sale	Address		Unit No	Price	Sq. Feet
Totals for	2004	Number of Sales	6		
	Average sale price	579000		Average price /sf	423.659
2003	615	Dream Island	309	550000	1293
2003	615	Dream Island	212	560000	1293
2003	615	Dream Island	202	545000	1293
Totals for	2003	Number of Sales	3		
	Average sale price	551667		Average price /sf	426.656

Islander Club Longboat

34228 All sales recorded through 01/31/2009

Prepared by Scott Norris
Source is First American Real Estate Solutions

Year	No. of Sales	Avg Sale Price	Sale Price/S.F.
2003	6	575000	466
2004	11	670573	486
2005	8	676738	551
2006	3	858333	695
2007	10	724000	533
2008	1	460000	372
2009	1	470000	381
2010	2	517500	419



Year of Sale	Address	Unit No	Price	Sq. Feet
2010	2301 Gulf Of Mexico	34n	375000	1235
2010	2301 Gulf Of Mexico	72n	660000	1235
Totals for 2010		Number of Sales	2	
Average sale price		517500	Average price /sf	419.028
2009	2295 Gulf Of Mexico	1s	700000	1235
2009	2295 Gulf Of Mexico	4s	470000	1235
2009	2301 Gulf Of Mexico	111n	575000	1235
Totals for 2009		Number of Sales	3	
Average sale price		581667	Average price /sf	470.985
2008	2301 Gulf Of Mexico	45	460000	1235

Year of Sale	Address		Unit No	Price	Sq. Feet
Totals for	2008	Number of Sales	1		
	Average sale price	460000		Average price /sf	372.47
2007	2295	Gulf Of Mexico	23	585000	1235
2007	2295	Gulf Of Mexico	44	625000	1235
2007	2295	Gulf Of Mexico	105	510000	1235
2007	2295	Gulf Of Mexico	111	650000	1235
2007	2301	Gulf Of Mexico	23	760000	1235
2007	2301	Gulf Of Mexico	51	650000	1235
2007	2301	Gulf Of Mexico	66	790000	1235
2007	2301	Gulf Of Mexico	76	745000	1235
2007	2301	Gulf Of Mexico	115	1450000	2470
2007	2301	Gulf Of Mexico	104	475000	1235
Totals for	2007	Number of Sales	10		
	Average sale price	724000		Average price /sf	532.941
2006	2295	Gulf Of Mexico	76	890000	1235
2006	2301	Gulf Of Mexico	101	850000	1235
2006	2301	Gulf Of Mexico	22	835000	1235
Totals for	2006	Number of Sales	3		
	Average sale price	858333		Average price /sf	695.007
2005	2301	Gulf Of Mexico	34	595000	1235
2005	2295	Gulf Of Mexico	Ph	1050000	1235
2005	2295	Gulf Of Mexico	11	680000	1180
2005	2301	Gulf Of Mexico	62	820000	1235
2005	2301	Gulf Of Mexico	64n	131900	1235
2005	2301	Gulf Of Mexico	66	790000	1235
2005	2301	Gulf Of Mexico	75	550000	1235
2005	2295	Gulf Of Mexico	26	797000	1235
Totals for	2005	Number of Sales	8		
	Average sale price	676738		Average price /sf	551.033
2004	2295	Gulf Of Mexico	33	575000	1235
2004	2301	Gulf Of Mexico	115	1450000	2470
2004	2295	Gulf Of Mexico	55	427500	1235
2004	2301	Gulf Of Mexico	113	650000	1235
2004	2295	Gulf Of Mexico	41	534800	1235

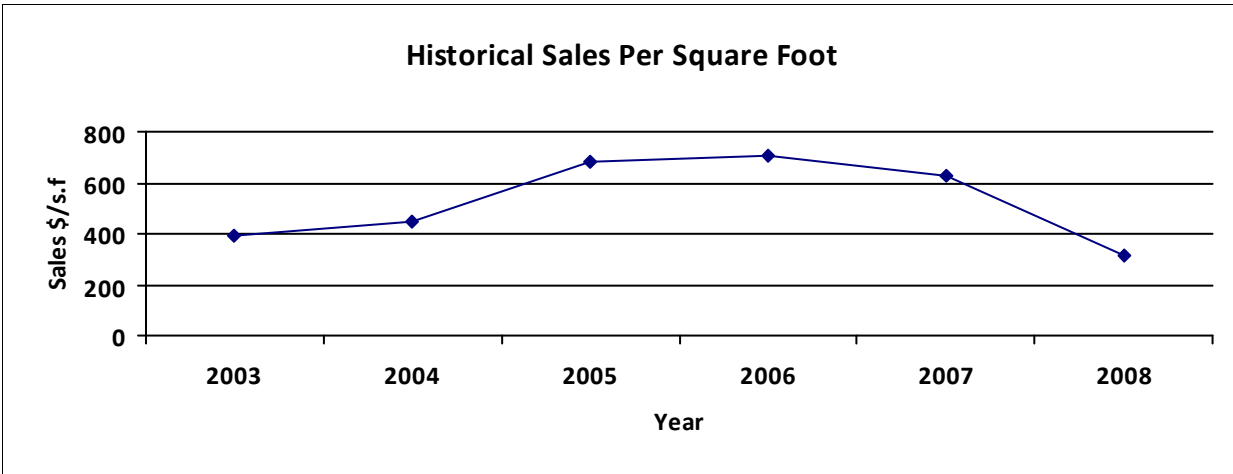
Year of Sale	Address		Unit No	Price	Sq. Feet
2004	2295	Gulf Of Mexico	Ph	700000	1235
2004	2301	Gulf Of Mexico	23	760000	1235
2004	2301	Gulf Of Mexico	75	550000	1235
2004	2301	Gulf Of Mexico	56	619000	1235
2004	2301	Gulf Of Mexico	71	695000	1235
2004	2301	Gulf Of Mexico	13	415000	1580
Totals for	2004	Number of Sales	11		
	Average sale price	670573		Average price /sf	486.403
2003	2301	Gulf Of Mexico	45	460000	1235
2003	2295	Gulf Of Mexico	105	510000	1235
2003	2295	Gulf Of Mexico	81	625000	1235
2003	2301	Gulf Of Mexico	26	495000	1235
2003	2301	Gulf Of Mexico	83	665000	1235
2003	2301	Gulf Of Mexico	71	695000	1235
Totals for	2003	Number of Sales	6		
	Average sale price	575000		Average price /sf	465.587

Islands West

34228 All sales recorded through 01/31/2009

Prepared by Scott Norris
Source is First American Real Estate Solutions

Year	No. of Sales	Avg Sale Price	Sale Price/S.F.
2003	10	609278	389
2004	8	766429	449
2005	3	1381667	682
2006	1	1025000	702
2007	3	958333	624
2008	2	460250	311



Year of Sale	Address	Unit No	Price	Sq. Feet
2009	2525 Gulf Of Mexico	9b	450000	1124
Totals for	2009	Number of Sales	1	
	Average sale price	450000	Average price /sf	400.356
2008	2525 Gulf Of Mexico	4d	225500	1468
2008	2525 Gulf Of Mexico	12b	695000	1491
Totals for	2008	Number of Sales	2	
	Average sale price	460250	Average price /sf	311.085
2007	2525 Gulf Of Mexico	13e	875000	1491
2007	2525 Gulf Of Mexico	12f	1100000	1651
2007	2525 Gulf Of Mexico	8d	900000	1468
Totals for	2007	Number of Sales	3	
	Average sale price	958333	Average price /sf	623.644
2006	2525 Gulf Of Mexico	3a	1025000	1460

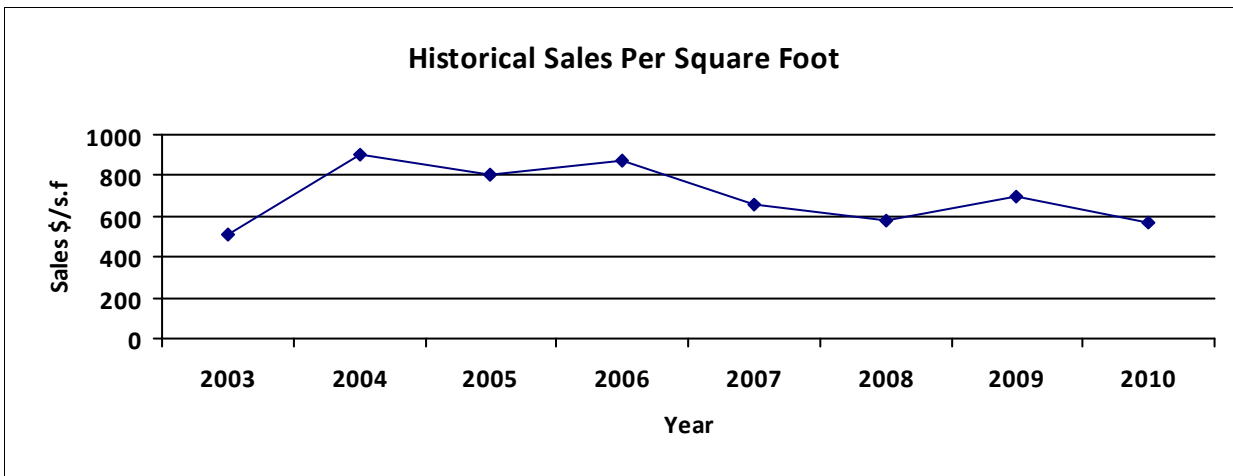
Year of Sale	Address		Unit No	Price	Sq. Feet
Totals for	2006	Number of Sales	1		
	Average sale price	1025000		Average price /sf	702.055
2005	2525	Gulf Of Mexico	Ph-w	2050000	3125
2005	2525	Gulf Of Mexico	2a	995000	1460
2005	2525	Gulf Of Mexico	3b	1100000	1491
Totals for	2005	Number of Sales	3		
	Average sale price	1381667		Average price /sf	682.192
2004	2525	Gulf Of Mexico	9a		1460
2004	2525	Gulf Of Mexico	2c	590000	1468
2004	2525	Gulf Of Mexico	4c	595000	1468
2004	2525	Gulf Of Mexico	4e	830000	1491
2004	2525	Gulf Of Mexico	8a	800000	1460
2004	2525	Gulf Of Mexico	8e	650000	1491
2004	2525	Gulf Of Mexico	11d	800000	1468
2004	2525	Gulf Of Mexico	12f	1100000	1651
Totals for	2004	Number of Sales	8		
	Average sale price	766429		Average price /sf	448.691
2003	2525	Gulf Of Mexico	1c		1468
2003	2525	Gulf Of Mexico	10d	725000	1468
2003	2525	Gulf Of Mexico	6c	555000	1468
2003	2525	Gulf Of Mexico	5a	740000	1460
2003	2525	Gulf Of Mexico	10e	567500	1491
2003	2525	Gulf Of Mexico	12a	550000	1207
2003	2525	Gulf Of Mexico	3a	1025000	1460
2003	2525	Gulf Of Mexico	14b	230000	1491
2003	2525	Gulf Of Mexico	15-c	665000	1468
2003	2525	Gulf Of Mexico	9b	426000	1124
Totals for	2003	Number of Sales	10		
	Average sale price	609278		Average price /sf	388.763

L Ambiance

34228 All sales recorded through 01/31/2009

Prepared by Scott Norris
Source is First American Real Estate Solutions

Year	No. of Sales	Avg Sale Price	Sale Price/S.F.
2003	3	2025000	513
2004	9	2920722	904
2005	7	2514286	801
2006	4	2312500	871
2007	3	1620000	656
2008	3	1698333	577
2009	2	1950000	696
2010	1	1500000	569



Year of Sale	Address	Unit No	Price	Sq. Feet
2010	435 L Ambiance	K206	1500000	2634
Totals for 2010		Number of Sales	1	
Average sale price		1500000	Average price /sf	569.476
2009	415 L Ambiance	B502	1200000	2385
2009	415 L Ambiance	F608	2700000	3220
2009	415 L Ambiance	D405	1400100	2634
Totals for 2009		Number of Sales	3	
Average sale price		1766700	Average price /sf	643.294
2008	435 L Ambiance	G401	2550000	3220
2008	415 L Ambiance	F708	1800000	3220
2008	415 L Ambiance	B202	745000	2385

Year of Sale	Address		Unit No	Price	Sq. Feet
Totals for	2008	Number of Sales	3		
	Average sale price	1698333		Average price /sf	577.337
2007	415	L Ambiance	502	1300000	2385
2007	415	L Ambiance	C304	2000000	2634
2007	435	L Ambiance	202	1560000	2385
Totals for	2007	Number of Sales	3		
	Average sale price	1620000		Average price /sf	656.402
2006	435	L Ambiance	H502	2300000	2385
2006	435	L Ambiance	M508	2850000	3220
2006	415	L Ambiance	805	2500000	2634
2006	415	L Ambiance	B402	1600000	2385
Totals for	2006	Number of Sales	4		
	Average sale price	2312500		Average price /sf	870.670
2005	415	L Ambiance	F908	1000000	3220
2005	435	L Ambiance	L407	1950000	2385
2005	415	L Ambiance	F908	1000000	3220
2005	415	L Ambiance	705	2400000	2634
2005	435	L Ambiance	H402	2300000	2385
2005	435	L Ambiance	M808	3000000	3220
2005	435	L Ambiance	Ph-m	5950000	4912
Totals for	2005	Number of Sales	7		
	Average sale price	2514286		Average price /sf	800.874
2004	435	L Ambiance	M208	3000000	3220
2004	415	L Ambiance	B202	787500	2385
2004	415	L Ambiance	Ph-c	4999000	4711
2004	415	L Ambiance	C904	2200000	2634
2004	415	L Ambiance	F808	3000000	3220
2004	435	L Ambiance	Ph-g	5800000	4912
2004	415	L Ambiance	B402	1600000	2385
2004	415	L Ambiance	F308	2600000	3220
2004	435	L Ambiance	H402	2300000	2385
Totals for	2004	Number of Sales	9		
	Average sale price	2920722		Average price /sf	904.186

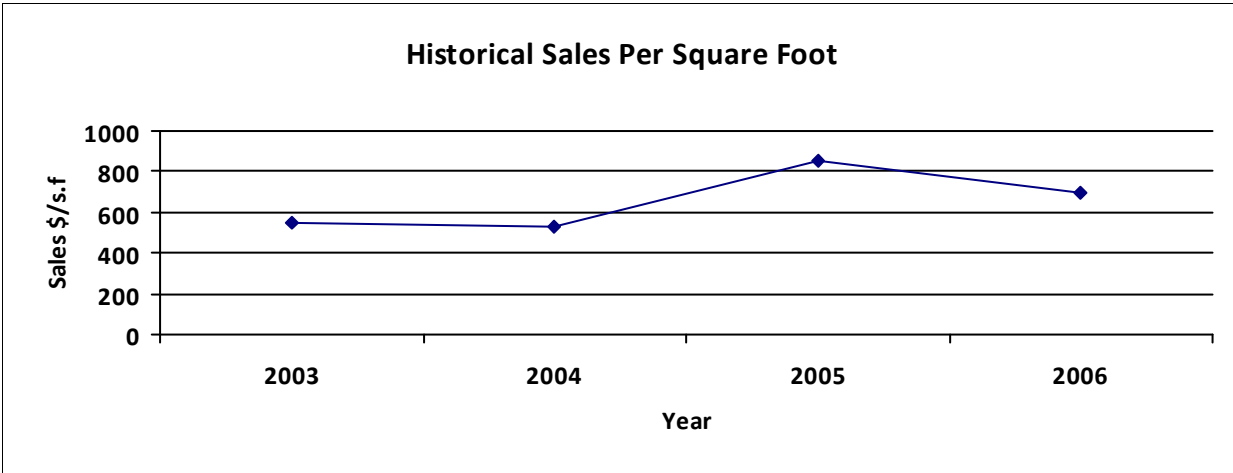
Year of Sale	Address		Unit No	Price	Sq. Feet
2003	435	L Ambiance	J504	2075000	2634
2003	435	L Ambiance	706	1975000	2634
2003	435	L Ambiance	J903		2634
Totals for	2003	Number of Sales	3		
	Average sale price	2025000		Average price /sf	512.528

La Playa

34228 All sales recorded through 01/31/2009

Prepared by Scott Norris
Source is First American Real Estate Solutions

Year	No. of Sales	Avg Sale Price	Sale Price/S.F.
2003	3	540000	545
2004	2	634500	528
2005	2	860000	853
2006	1	484000	692



Year of Sale	Address	Unit No	Price	Sq. Feet
2006	4425 Gulf Of Mexico	2021	484000	699
Totals for	2006	Number of Sales	1	
	Average sale price	484000	Average price /sf	692.418
2005	4425 Gulf Of Mexico	107	775000	1008
2005	4425 Gulf Of Mexico	103	945000	1008
Totals for	2005	Number of Sales	2	
	Average sale price	860000	Average price /sf	853.175
2004	4425 Gulf Of Mexico	205	785000	1704
2004	4425 Gulf Of Mexico	2021	484000	699
Totals for	2004	Number of Sales	2	
	Average sale price	634500	Average price /sf	528.09
2003	4425 Gulf Of Mexico	107	775000	1008
2003	4425 Gulf Of Mexico	105	560000	1264
2003	4425 Gulf Of Mexico	1041	285000	699

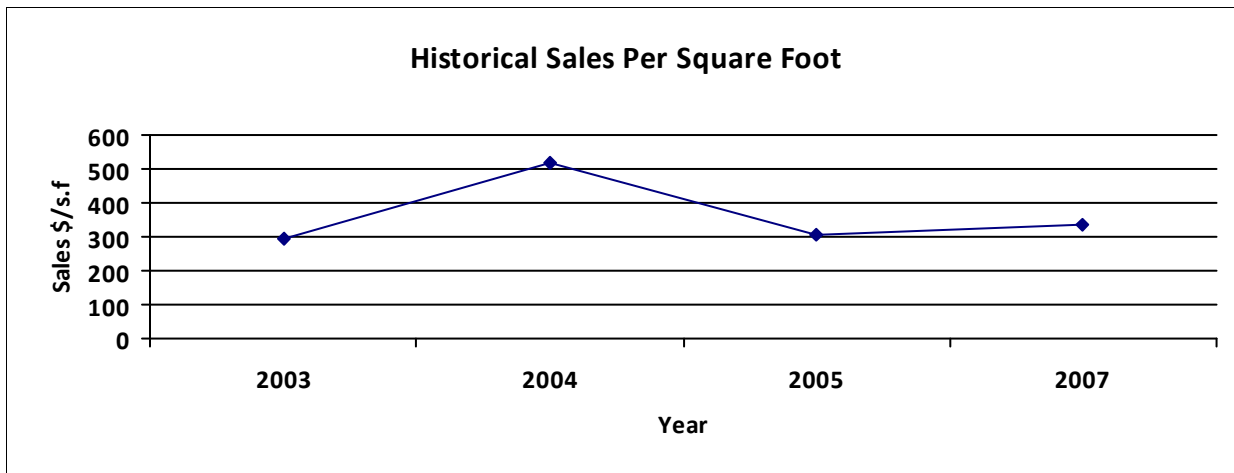
Year of Sale	Address	Unit No	Price	Sq. Feet
Totals for	2003	Number of Sales	3	
	Average sale price	540000	Average price /sf	545.271

Laguna Yacht Village

34228 All sales recorded through 01/31/2009

Prepared by Scott Norris
Source is First American Real Estate Solutions

Year	No. of Sales	Avg Sale Price	Sale Price/S.F.
2003	2	637500	296
2004	6	371650	518
2005	1	830000	304
2007	1	925000	338



Year of Sale	Address	Unit No	Price	Sq. Feet
2007	6322 Laguna		925000	2736
Totals for	2007	Number of Sales	1	
	Average sale price	925000	Average price /sf	338.085
2005	6330 Laguna		830000	2726
Totals for	2005	Number of Sales	1	
	Average sale price	830000	Average price /sf	304.475
2004	6336 Laguna		250000	
2004	6334 Laguna		225000	
2004	6332 Laguna		240000	
2004	6328 Laguna		625000	2152
2004	6326 Laguna		650000	2152
2004	6324 Laguna		239900	
Totals for	2004	Number of Sales	6	
	Average sale price	371650	Average price /sf	518.099

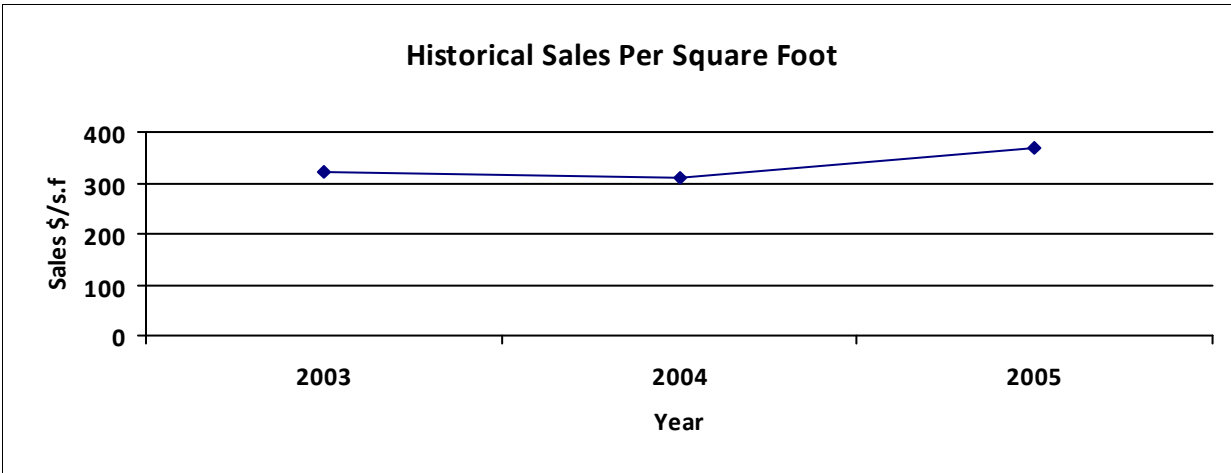
Year of Sale	Address		Unit No	Price	Sq. Feet
2003	6328	Laguna		625000	2152
2003	6326	Laguna		650000	2152
Totals for	2003	Number of Sales		2	
Average sale price	637500		Average price /sf	296.236	

Lands End

34228 All sales recorded through 01/31/2009

Prepared by Scott Norris
Source is First American Real Estate Solutions

Year	No. of Sales	Avg Sale Price	Sale Price/S.F.
2003	2	578800	321
2004	1	800000	308
2005	1	1462900	370



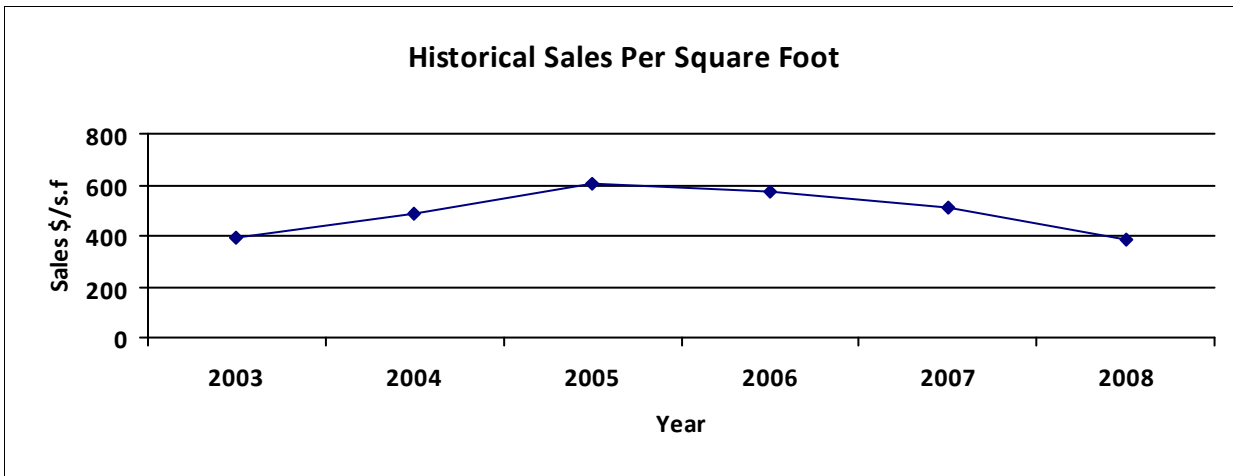
Year of Sale	Address	Unit No	Price	Sq. Feet
2005	701 Lands End		1462900	3954
Totals for	2005	Number of Sales	1	
	Average sale price	1462900	Average price /sf	369.98
2004	700 Lands End		800000	2600
Totals for	2004	Number of Sales	1	
	Average sale price	800000	Average price /sf	307.692
2003	680 Lands End		587500	1803
2003	690 Lands End		570100	1803
Totals for	2003	Number of Sales	2	
	Average sale price	578800	Average price /sf	321.021

Longbeach

34228 All sales recorded through 01/31/2009

Prepared by Scott Norris
Source is First American Real Estate Solutions

Year	No. of Sales	Avg Sale Price	Sale Price/S.F.
2003	4	456425	390
2004	4	572200	489
2005	2	707500	605
2006	3	674300	576
2007	5	717780	511
2008	1	450000	385



Year of Sale	Address	Unit No	Price	Sq. Feet
2008	7125 Gulf Of Mexico	24	450000	1170
Totals for 2008		Number of Sales	1	
Average sale price		450000	Average price /sf	384.615
2007	7095 Gulf Of Mexico	23	639000	1170
2007	7175 Gulf Of Mexico	24	1025000	2340
2007	7125 Gulf Of Mexico	21	524900	1170
2007	7001 Gulf Of Mexico	25	675000	1170
2007	7085 Gulf Of Mexico	22	725000	1170
Totals for 2007		Number of Sales	5	
Average sale price		717780	Average price /sf	511.239
2006	7155 Gulf Of Mexico	22	554900	1170
2006	7001 Gulf Of Mexico	22	818000	1170
2006	7105 Gulf Of Mexico	21	650000	1170

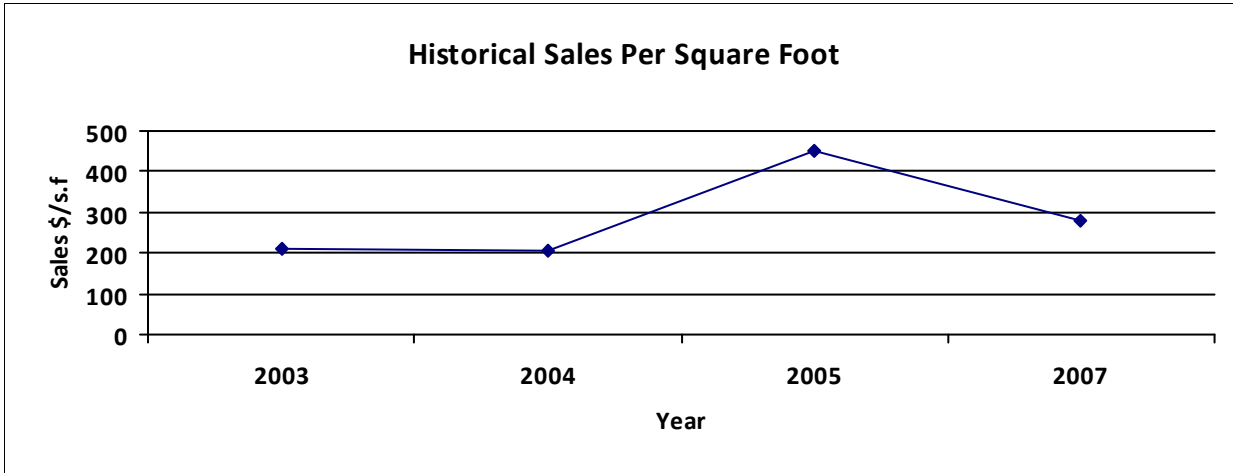
Year of Sale	Address		Unit No	Price	Sq. Feet
Totals for	2006	Number of Sales	3		
	Average sale price	674300		Average price /sf	576.325
2005	7001	Gulf Of Mexico	23	815000	1170
2005	7165	Gulf Of Mexico	11	600000	1170
Totals for	2005	Number of Sales	2		
	Average sale price	707500		Average price /sf	604.701
2004	7001	Gulf Of Mexico	11	570000	1170
2004	7095	Gulf Of Mexico	23	639000	1170
2004	7125	Gulf Of Mexico	21	524900	1170
2004	7155	Gulf Of Mexico	22	554900	1170
Totals for	2004	Number of Sales	4		
	Average sale price	572200		Average price /sf	489.06
2003	7095	Gulf Of Mexico	12	525000	1170
2003	7105	Gulf Of Mexico	11	449700	1170
2003	7135	Gulf Of Mexico	24	415000	1170
2003	7115	Gulf Of Mexico	23	436000	1170
Totals for	2003	Number of Sales	4		
	Average sale price	456425		Average price /sf	390.107

Longboat Arms

34228 All sales recorded through 01/31/2009

Prepared by Scott Norris
Source is First American Real Estate Solutions

Year	No. of Sales	Avg Sale Price	Sale Price/S.F.
2003	5	252080	211
2004	6	285800	204
2005	1	500000	452
2007	4	305000	277



Year of Sale	Address	Unit No	Price	Sq. Feet
2007	3330 Gulf Of Mexico	102-d	375000	1106
2007	3330 Gulf Of Mexico	207-d	330000	1106
2007	3320 Gulf Of Mexico	205-c	100000	1080
2007	3330 Gulf Of Mexico	103-d	415000	1106
Totals for 2007		Number of Sales	4	
Average sale price		305000	Average price /sf	277.399
2005	3330 Gulf Of Mexico	202-d	500000	1106
Totals for 2005		Number of Sales	1	
Average sale price		500000	Average price /sf	452.08
2004	3320 Gulf Of Mexico	104-c	245000	1080
2004	3320 Gulf Of Mexico	107-c	234000	1187
2004	3320 Gulf Of Mexico	103-c	275000	1187
2004	3320 Gulf Of Mexico	304-c	280000	1080
2004	3330 Gulf Of Mexico	305-d	395000	1362
2004	3330 Gulf Of Mexico	206-d		1106

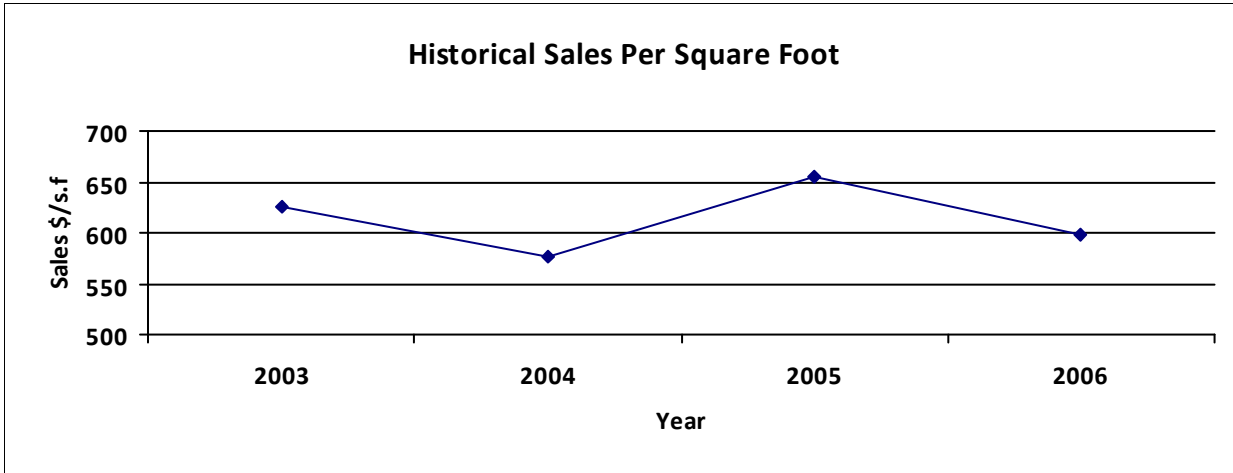
Year of Sale	Address		Unit No	Price	Sq. Feet
Totals for	2004	Number of Sales	6		
	Average sale price	285800		Average price /sf	204.085
2003	3320	Gulf Of Mexico	301-c	253500	1154
2003	3330	Gulf Of Mexico	302-d	300000	1362
2003	3320	Gulf Of Mexico	106-c	242000	1187
2003	3330	Gulf Of Mexico	303-d	279900	1106
2003	3320	Gulf Of Mexico	308-c	185000	1154
Totals for	2003	Number of Sales	5		
	Average sale price	252080		Average price /sf	211.370

Longboat Beach House

34228 All sales recorded through 01/31/2009

Prepared by Scott Norris
Source is First American Real Estate Solutions

Year	No. of Sales	Avg Sale Price	Sale Price/S.F.
2003	1	810000	626
2004	2	744500	576
2005	2	795000	654
2006	2	728250	599



Year of Sale	Address	Unit No	Price	Sq. Feet
2006	4311 Gulf Of Mexico	601	756500	1293
2006	4311 Gulf Of Mexico	402	700000	1140
Totals for 2006		Number of Sales	2	
Average sale price		728250	Average price /sf	598.644
2005	4311 Gulf Of Mexico	203	780000	1140
2005	4311 Gulf Of Mexico	201	810000	1293
Totals for 2005		Number of Sales	2	
Average sale price		795000	Average price /sf	653.514
2004	4311 Gulf Of Mexico	601	756500	1293
2004	4311 Gulf Of Mexico	204	732500	1293
Totals for 2004		Number of Sales	2	
Average sale price		744500	Average price /sf	575.793
2003	4311 Gulf Of Mexico	201	810000	1293

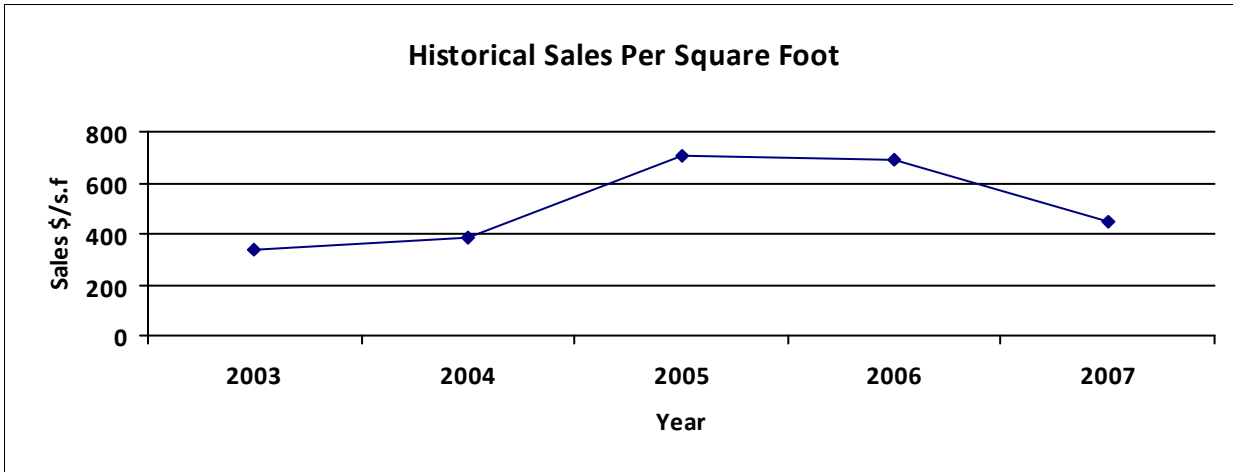
Year of Sale	Address	Unit No	Price	Sq. Feet
Totals for	2003	Number of Sales	1	
	Average sale price	810000	Average price /sf	626.450

Longboat Beachcomber

34228 All sales recorded through 01/31/2009

Prepared by Scott Norris
Source is First American Real Estate Solutions

Year	No. of Sales	Avg Sale Price	Sale Price/S.F.
2003	2	227500	337
2004	8	257375	381
2005	6	522500	702
2006	2	612500	693
2007	3	303333	449



Year of Sale	Address	Unit No	Price	Sq. Feet
2007	2721 Gulf Of Mexico	401	315000	675
2007	2721 Gulf Of Mexico	301	295000	675
2007	2721 Gulf Of Mexico	505	300000	675
Totals for 2007		Number of Sales	3	
Average sale price		303333	Average price /sf	449.383
2006	2721 Gulf Of Mexico	208	800000	884
2006	2721 Gulf Of Mexico	608	425000	884
Totals for 2006		Number of Sales	2	
Average sale price		612500	Average price /sf	692.873
2005	2721 Gulf Of Mexico	505	300000	675
2005	2721 Gulf Of Mexico	408	815000	884
2005	2721 Gulf Of Mexico	601	465000	675
2005	2721 Gulf Of Mexico	207	420000	675
2005	2721 Gulf Of Mexico	604	840000	884
2005	2721 Gulf Of Mexico	301	295000	675

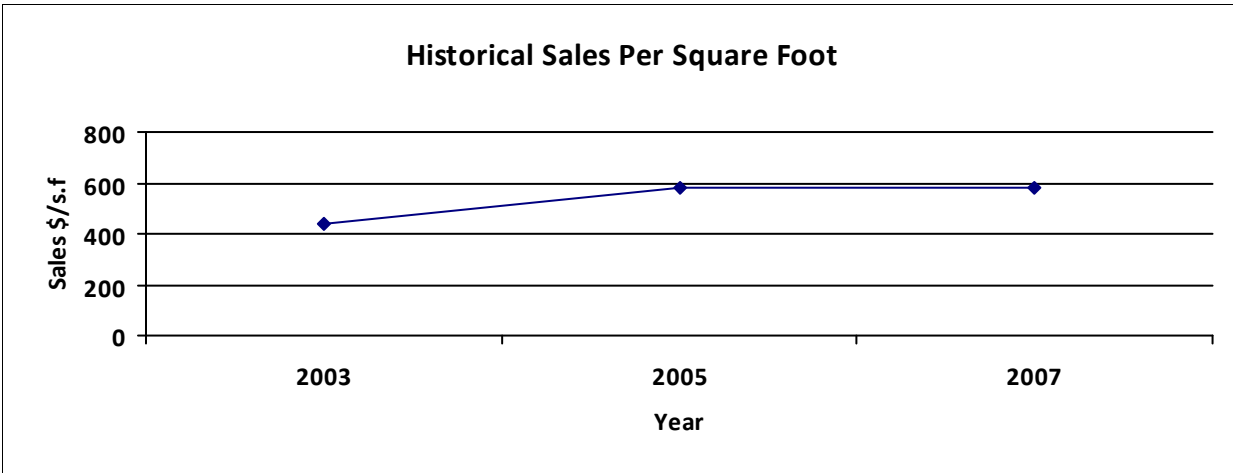
Year of Sale	Address		Unit No	Price	Sq. Feet
Totals for	2005	Number of Sales	6		
	Average sale price	522500		Average price /sf	701.656
2004	2721	Gulf Of Mexico	305	275000	675
2004	2721	Gulf Of Mexico	205	249000	675
2004	2721	Gulf Of Mexico	207	420000	675
2004	2721	Gulf Of Mexico	201	127500	675
2004	2721	Gulf Of Mexico	203	265000	675
2004	2721	Gulf Of Mexico	201	127500	675
2004	2721	Gulf Of Mexico	303	235000	675
2004	2721	Gulf Of Mexico	307	360000	675
Totals for	2004	Number of Sales	8		
	Average sale price	257375		Average price /sf	381.296
2003	2721	Gulf Of Mexico	605	220000	675
2003	2721	Gulf Of Mexico	303	235000	675
Totals for	2003	Number of Sales	2		
	Average sale price	227500		Average price /sf	337.037

Longboat Cove

34228 All sales recorded through 01/31/2009

Prepared by Scott Norris
Source is First American Real Estate Solutions

Year	No. of Sales	Avg Sale Price	Sale Price/S.F.
2003	1	670000	442
2005	2	877500	579
2007	1	880000	580



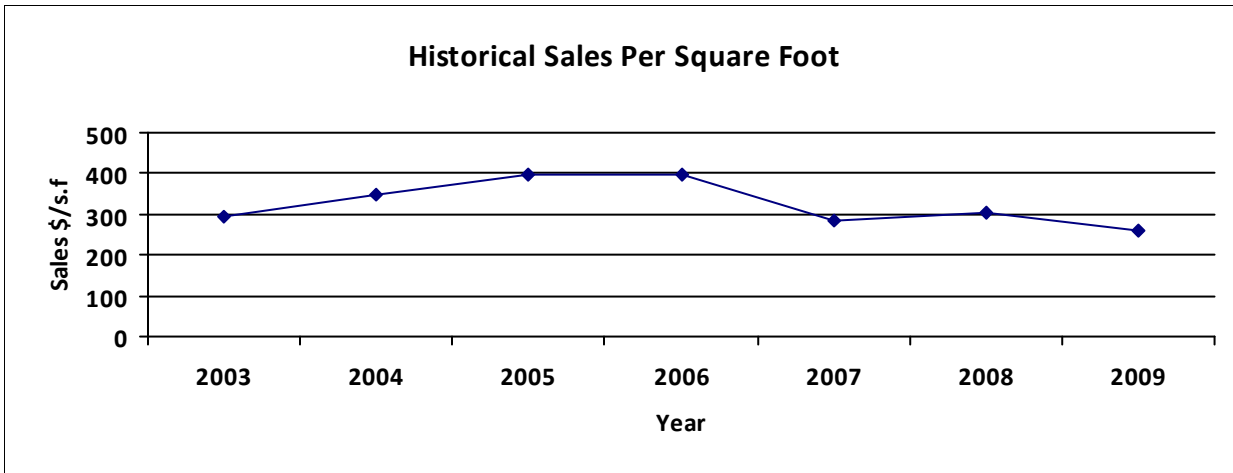
Year of Sale	Address	Unit No	Price	Sq. Feet
2007	5461 Gulf Of Mexico	203	880000	1516
Totals for	2007	Number of Sales	1	
	Average sale price	880000	Average price /sf	580.475
2005	5481 Gulf Of Mexico	309	779000	1516
2005	5481 Gulf Of Mexico	209	976000	1516
Totals for	2005	Number of Sales	2	
	Average sale price	877500	Average price /sf	578.826
2003	5481 Gulf Of Mexico	405	670000	1516
Totals for	2003	Number of Sales	1	
	Average sale price	670000	Average price /sf	441.953

Longboat Harbour

34228 All sales recorded through 01/31/2009

Prepared by Scott Norris
Source is First American Real Estate Solutions

Year	No. of Sales	Avg Sale Price	Sale Price/S.F.
2003	20	283500	292
2004	21	338019	350
2005	25	378708	395
2006	13	391062	399
2007	14	250964	285
2008	4	296250	303
2009	1	285000	261



Year of Sale	Address		Unit No	Price	Sq. Feet
2009	4330	Falmouth	301	285000	1092
Totals for	2009	Number of Sales	1		
	Average sale price	285000		Average price /sf	260.989
2008	4962	Gulf Of Mexico		493500	1422
2008	4430	Exeter	307	270000	992
2008	4430	Exeter	103	400000	992
2008	4310	Falmouth	104	209000	667
2008	4340	Falmouth	202	285000	928
2008	4310	Falmouth	105	225000	667
2008	4400	Exeter	J303	365000	1152
2008	4380	Exeter	206	280000	1168
2008	4310	Falmouth	107	315000	928

Year of Sale	Address		Unit No	Price	Sq. Feet
Totals for	2008	Number of Sales	9		
	Average sale price	315833		Average price /sf	318.809
2007	4410	Exeter	K201	454000	1376
2007	4400	Exeter	108	250000	1168
2007	4400	Exeter	J304	185000	837
2007	4400	Exeter	204	375000	725
2007	4310	Falmouth	104	210000	667
2007	4310	Falmouth	205	239000	747
2007	4360	Chatham	F305	165000	667
2007	4320	Falmouth	102	321500	928
2007	4390	Exeter	I105	250000	725
2007	4330	Falmouth	204	262000	667
2007	4330	Falmouth	204	262000	667
2007	4430	Exeter	M103	320000	992
2007	4440	Exeter	N101	100000	1168
2007	4430	Exeter	M303	120000	992
Totals for	2007	Number of Sales	14		
	Average sale price	250964		Average price /sf	285.048
2006	4400	Exeter	204	375000	725
2006	4400	Exeter	203	365000	992
2006	4340	Falmouth	202	379900	928
2006	4340	Falmouth	301	390000	1092
2006	4430	Exeter	301	498000	1168
2006	4310	Falmouth	203	495000	928
2006	4440	Exeter	N106	470000	1168
2006	4380	Exeter	H101	350000	1168
2006	4330	Falmouth	106	317500	928
2006	4360	Chatham	F304	374400	667
2006	4400	Exeter	302	375000	992
2006	4420	Exeter	L102	399000	992
2006	4410	Exeter	K203	295000	992
Totals for	2006	Number of Sales	13		
	Average sale price	391062		Average price /sf	399.042
2005	4310	Falmouth	307	382000	1072
2005	4440	Exeter	N306	565000	1168

Year of Sale	Address		Unit No	Price	Sq. Feet
2005	4310	Falmouth	301	400000	1092
2005	4350	Chatham	E305	360000	667
2005	4350	Chatham	E303	395000	928
2005	4420	Exeter	202	445000	992
2005	4370	Chatham	G304	340000	1072
2005	4330	Falmouth	308	470000	1092
2005	4310	Falmouth	301	400000	1092
2005	4350	Chatham	E103	245700	928
2005	4320	Falmouth	202	392000	928
2005	4320	Falmouth	205	380000	811
2005	4330	Falmouth	207	385000	928
2005	4430	Exeter	M104	385000	775
2005	4430	Exeter	204	361500	725
2005	4360	Chatham	108	430000	1092
2005	4430	Exeter	106	375000	992
2005	4410	Exeter	K102	490000	992
2005	4410	Exeter	K103	403000	992
2005	4420	Exeter	L306	415000	992
2005	4340	Falmouth	102	385000	928
2005	4410	Exeter	205	390000	992
2005	4390	Exeter	I105	250000	725
2005	4410	Exeter	302	46500	992
2005	4380	Exeter	303	377000	992
Totals for	2005	Number of Sales	25		
	Average sale price	378708		Average price /sf	395.163
2004	4350	Chatham	E104	190000	667
2004	4340	Falmouth	305	360000	928
2004	4340	Falmouth	304	370000	928
2004	4330	Falmouth	305	220000	667
2004	4390	Exeter	I103	340000	992
2004	4966	Gulf Of Mexico		475000	1334
2004	4430	Exeter	M308	350000	1168
2004	4964	Gulf Of Mexico		390000	1334
2004	4430	Exeter	M104	385000	775
2004	4420	Exeter	205	235000	725
2004	4420	Exeter	202	445000	992
2004	4390	Exeter	I303	280000	992
2004	4310	Falmouth	202	360000	928

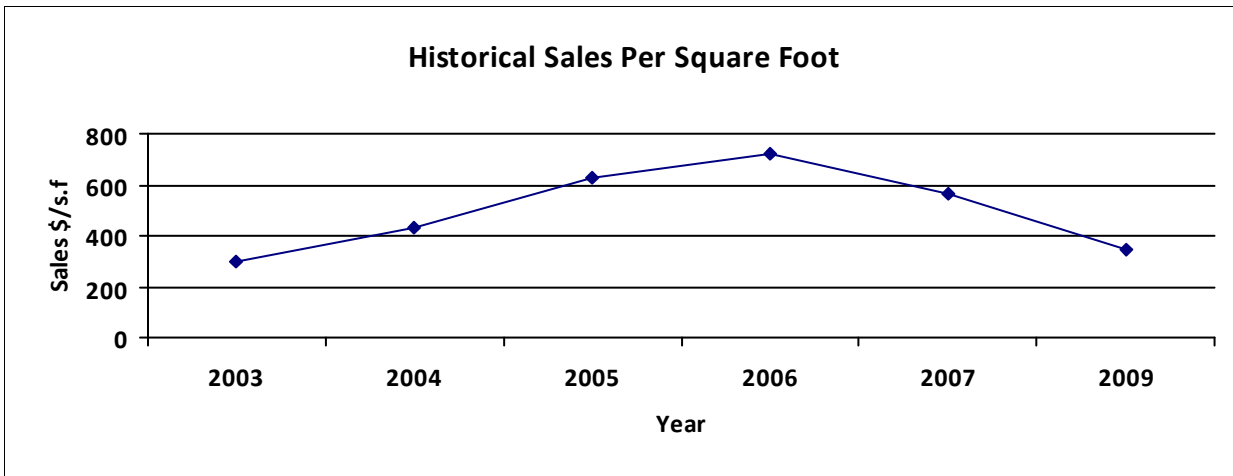
Year of Sale	Address		Unit No	Price	Sq. Feet
2004	4320	Falmouth	102	321500	928
2004	4380	Exeter	302	285000	992
2004	4968	Gulf Of Mexico		475000	1422
2004	4380	Exeter	H104	320000	928
2004	4370	Chatham	G305	292000	1072
2004	4360	Chatham	F304	374400	667
2004	4360	Chatham	302	281500	928
2004	4360	Chatham	207	349000	928
Totals for	2004	Number of Sales	21		
	Average sale price	338019		Average price /sf	349.761
2003	4310	Falmouth	106	290000	928
2003	4310	Falmouth	202	360000	928
2003	4390	Exeter	I103	340000	992
2003	4440	Exeter	302	327500	992
2003	4430	Exeter	107	335000	992
2003	4420	Exeter	L106	280000	961
2003	4410	Exeter	K306	350000	1376
2003	4400	Exeter	302	375000	992
2003	4400	Exeter	301	289000	1168
2003	4380	Exeter	H105	245000	928
2003	4400	Exeter	J105	190000	725
2003	4330	Falmouth	105	188000	747
2003	4380	Exeter	205	230000	928
2003	4380	Exeter	H103	305000	992
2003	4360	Chatham	302	281500	928
2003	4360	Chatham	204	170000	667
2003	4360	Chatham	F104	189000	747
2003	4360	Chatham	F101	310000	1316
2003	4340	Falmouth	306	318000	1092
2003	4400	Exeter	202	297000	992
Totals for	2003	Number of Sales	20		
	Average sale price	283500		Average price /sf	292.404

Longboat Harbour Towers

34228 All sales recorded through 01/31/2009

Prepared by Scott Norris
Source is First American Real Estate Solutions

Year	No. of Sales	Avg Sale Price	Sale Price/S.F.
2003	5	382000	295
2004	8	600688	429
2005	6	769067	629
2006	2	702450	719
2007	2	697500	561
2009	1	250000	345



Year of Sale	Address	Unit No	Price	Sq. Feet
2009	4401 Gulf Of Mexico	403	250000	725
Totals for	2009	Number of Sales	1	
	Average sale price	250000	Average price /sf	344.828
2007	4401 Gulf Of Mexico	904	600000	1524
2007	4401 Gulf Of Mexico	806	795000	961
Totals for	2007	Number of Sales	2	
	Average sale price	697500	Average price /sf	561.368
2006	4401 Gulf Of Mexico	405	755000	961
2006	4401 Gulf Of Mexico	206	649900	992
Totals for	2006	Number of Sales	2	
	Average sale price	702450	Average price /sf	719.355
2005	4401 Gulf Of Mexico	102	735000	961
2005	4401 Gulf Of Mexico	304	725000	1534

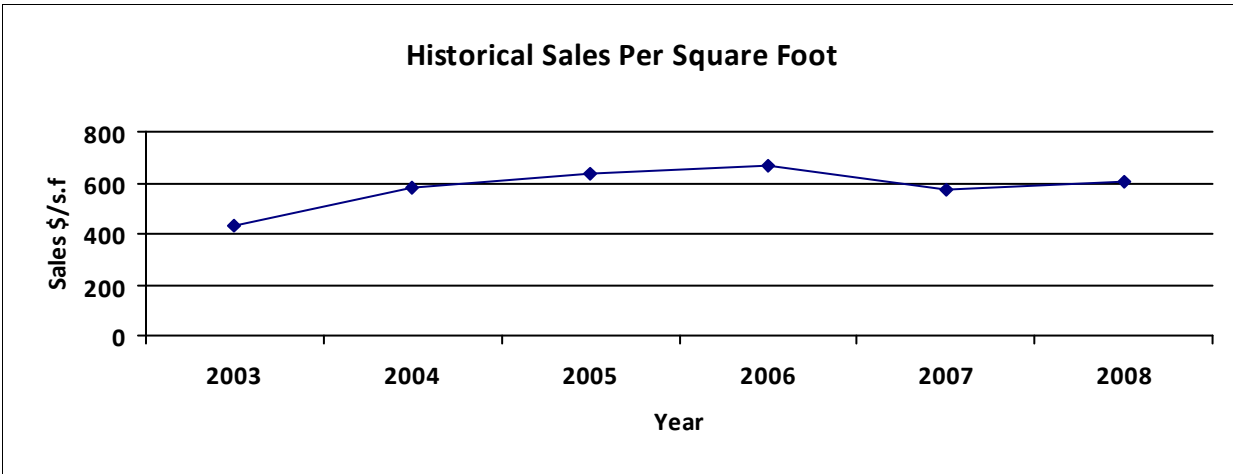
Year of Sale	Address		Unit No	Price	Sq. Feet
2005	4401	Gulf Of Mexico	602	805000	1251
2005	4401	Gulf Of Mexico	907	749000	1314
2005	4401	Gulf Of Mexico	1001	845400	1314
2005	4401	Gulf Of Mexico	405	755000	961
Totals for	2005	Number of Sales	6		
	Average sale price	769067		Average price /sf	629.093
2004	4401	Gulf Of Mexico	305	515000	961
2004	4401	Gulf Of Mexico	804	570000	1534
2004	4401	Gulf Of Mexico	701	635000	1314
2004	4401	Gulf Of Mexico	102	735000	961
2004	4401	Gulf Of Mexico	404	42000	1314
2004	4401	Gulf Of Mexico	806	795000	961
2004	4401	Gulf Of Mexico	Ph2	738500	1957
2004	4401	Gulf Of Mexico	1002	775000	2187
Totals for	2004	Number of Sales	8		
	Average sale price	600688		Average price /sf	429.484
2003	4401	Gulf Of Mexico	201	590000	1524
2003	4401	Gulf Of Mexico	203	215000	725
2003	4401	Gulf Of Mexico	303	288000	725
2003	4401	Gulf Of Mexico	404	42000	1314
2003	4401	Gulf Of Mexico	1002	775000	2187
Totals for	2003	Number of Sales	5		
	Average sale price	382000		Average price /sf	294.981

Longboat Key Towers

34228 All sales recorded through 01/31/2009

Prepared by Scott Norris
Source is First American Real Estate Solutions

Year	No. of Sales	Avg Sale Price	Sale Price/S.F.
2003	7	825571	428
2004	7	1024857	582
2005	4	921875	632
2006	3	1426667	669
2007	4	997500	570
2008	7	1126429	602



Year of Sale	Address	Unit No	Price	Sq. Feet
2008	603 Longboat Club	802n	950000	1458
2008	603 Longboat Club	N801	1460000	2420
2008	601 Longboat Club	S401	1500000	2420
2008	603 Longboat Club	503n	800000	1458
2008	603 Longboat Club	702	950000	1458
2008	603 Longboat Club	202n	800000	1458
2008	603 Longboat Club	601	1425000	2420
Totals for 2008		Number of Sales	7	
Average sale price		1126429	Average price /sf	602.276
2007	603 Longboat Club	204	790000	1560
2007	601 Longboat Club	401	1100000	2420
2007	601 Longboat Club	1102s	1200000	1458
2007	603 Longboat Club	704	900000	1560

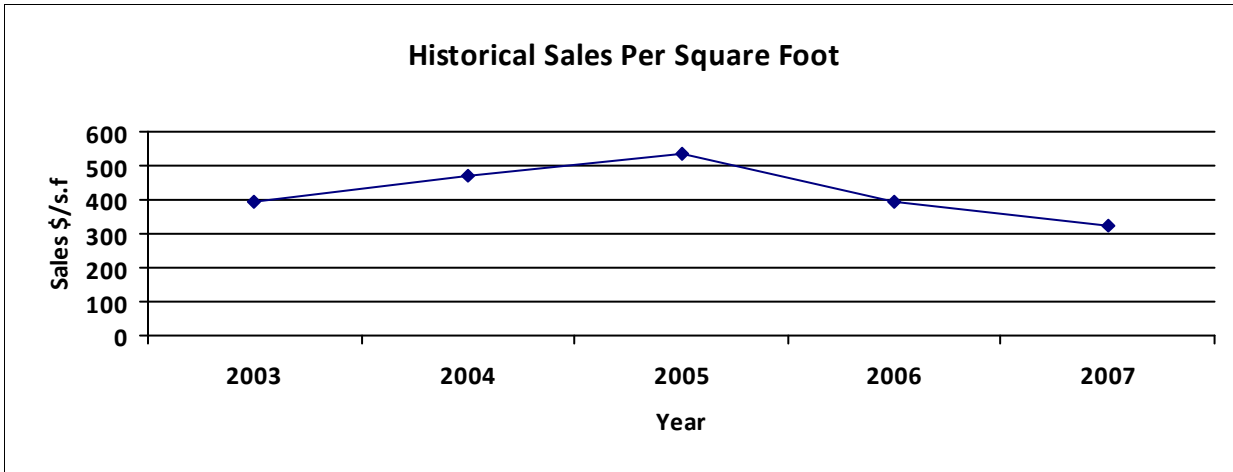
Year of Sale	Address		Unit No	Price	Sq. Feet
Totals for	2007	Number of Sales		4	
		Average sale price	997500	Average price /sf	570.163
2006	601	Longboat Club	804s	1330000	1560
2006	601	Longboat Club	1001s	1650000	2420
2006	603	Longboat Club	501n	1300000	2420
Totals for	2006	Number of Sales		3	
		Average sale price	1426667	Average price /sf	668.75
2005	603	Longboat Club	603n	987500	1458
2005	603	Longboat Club	1003n	940000	1458
2005	603	Longboat Club	202n	835000	1458
2005	601	Longboat Club	403	925000	1458
Totals for	2005	Number of Sales		4	
		Average sale price	921875	Average price /sf	632.287
2004	603	Longboat Club	1102n	835000	1458
2004	601	Longboat Club	204s	749000	1560
2004	601	Longboat Club	804s	1330000	1560
2004	603	Longboat Club	502n	700000	1458
2004	603	Longboat Club	1101	1180000	2420
2004	601	Longboat Club	1102s	1200000	1458
2004	603	Longboat Club	1101	1180000	2420
Totals for	2004	Number of Sales		7	
		Average sale price	1024857	Average price /sf	581.644
2003	603	Longboat Club	301	925000	2420
2003	603	Longboat Club	1104n	950000	1560
2003	601	Longboat Club	304s	700000	1560
2003	601	Longboat Club	301	820000	2420
2003	601	Longboat Club	101s	925000	2420
2003	601	Longboat Club	204s	749000	1560
2003	601	Longboat Club	604s	710000	1560
Totals for	2003	Number of Sales		7	
		Average sale price	825571	Average price /sf	428.074

Longboat Key Yacht & Tennis

34228 All sales recorded through 01/31/2009

Prepared by Scott Norris
Source is First American Real Estate Solutions

Year	No. of Sales	Avg Sale Price	Sale Price/S.F.
2003	5	619000	392
2004	5	641800	472
2005	5	732800	534
2006	2	490000	396
2007	2	435500	322



Year of Sale	Address	Unit No	Price	Sq. Feet
2007	4215 Gulf Of Mexico	204	550000	1516
2007	4140 Gulf Of Mexico	1	321000	1192
Totals for 2007		Number of Sales	2	
Average sale price		435500	Average price /sf	321.64
2006	4215 Gulf Of Mexico	203	590000	1284
2006	4140 Gulf Of Mexico	5	390000	1192
Totals for 2006		Number of Sales	2	
Average sale price		490000	Average price /sf	395.8
2005	4215 Gulf Of Mexico	402	809000	1284
2005	4215 Gulf Of Mexico	203	590000	1284
2005	4215 Gulf Of Mexico	Ph2	1250000	1850
2005	4140 Gulf Of Mexico	3	500000	1222
2005	4140 Gulf Of Mexico	4	515000	1222

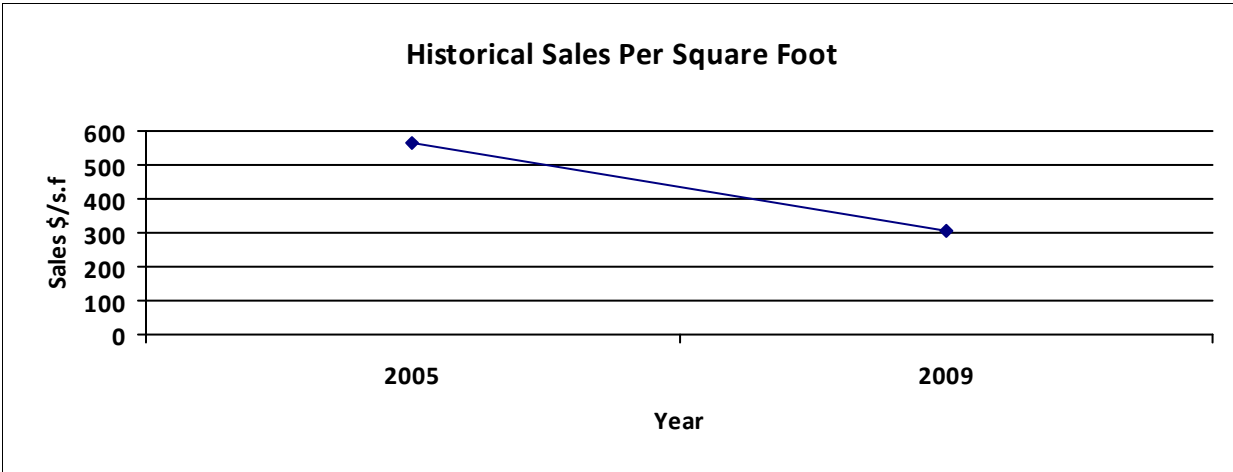
Year of Sale	Address		Unit No	Price	Sq. Feet
Totals for	2005	Number of Sales	5		
	Average sale price	732800		Average price /sf	533.955
2004	4215	Gulf Of Mexico	103	585000	1284
2004	4215	Gulf Of Mexico	404	700000	1516
2004	4215	Gulf Of Mexico	402	809000	1284
2004	3115	Gulf Of Mexico	202	600000	1496
2004	4140	Gulf Of Mexico	4	515000	1222
Totals for	2004	Number of Sales	5		
	Average sale price	641800		Average price /sf	471.773
2003	3115	Gulf Of Mexico	Ph	815000	2476
2003	4140	Gulf Of Mexico	8	405000	1222
2003	4215	Gulf Of Mexico	103	585000	1284
2003	4215	Gulf Of Mexico	401	640000	1455
2003	4215	Gulf Of Mexico	101	650000	1455
Totals for	2003	Number of Sales	5		
	Average sale price	619000		Average price /sf	392.169

Longboat Landing

34228 All sales recorded through 01/31/2009

Prepared by Scott Norris
Source is First American Real Estate Solutions

Year	No. of Sales	Avg Sale Price	Sale Price/S.F.
2005	1	750000	567
2009	1	406000	307



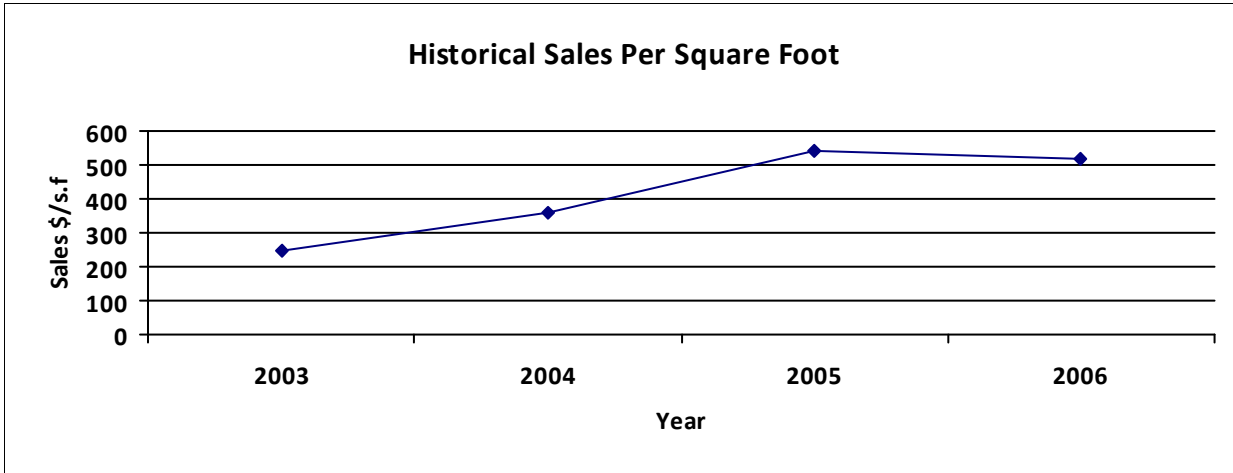
Year of Sale	Address	Unit No	Price	Sq. Feet
2009	5320 Gulf Of Mexico	104	406000	1323
Totals for	2009	Number of Sales	1	
	Average sale price	406000	Average price /sf	306.878
2005	5320 Gulf Of Mexico	101	750000	1323
Totals for	2005	Number of Sales	1	
	Average sale price	750000	Average price /sf	566.893

Longboat Pass

34228 All sales recorded through 01/31/2009

Prepared by Scott Norris
Source is First American Real Estate Solutions

Year	No. of Sales	Avg Sale Price	Sale Price/S.F.
2003	1	180000	248
2004	1	185000	361
2005	1	430000	542
2006	2	430000	517



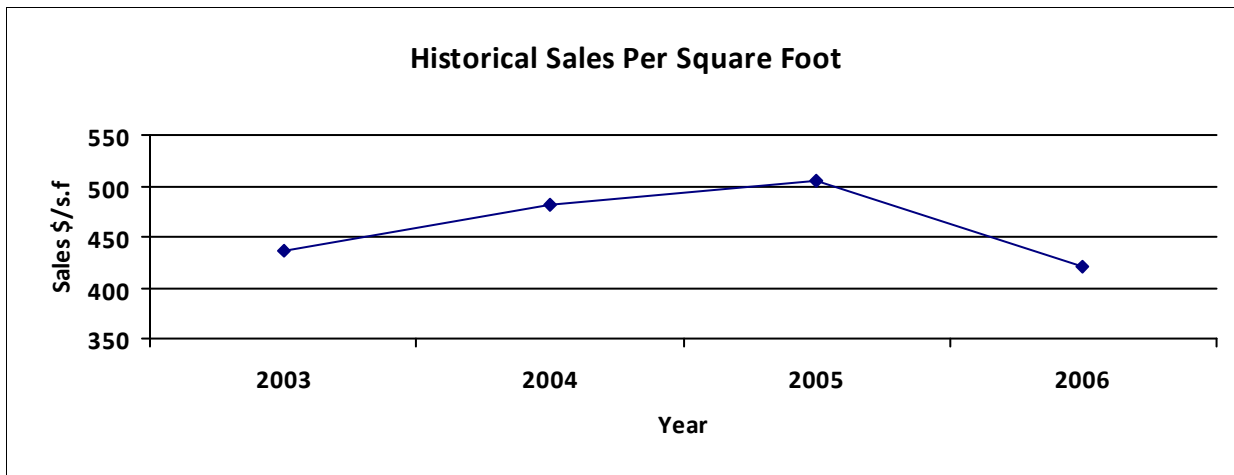
Year of Sale	Address	Unit No	Price	Sq. Feet
2006	380 Shore	9	360000	512
2006	380 Shore	1	500000	1150
Totals for	2006	Number of Sales	2	
	Average sale price	430000	Average price /sf	517.449
2005	380 Shore	3	430000	794
Totals for	2005	Number of Sales	1	
	Average sale price	430000	Average price /sf	541.562
2004	380 Shore	7	185000	512
Totals for	2004	Number of Sales	1	
	Average sale price	185000	Average price /sf	361.328
2003	380 Shore	2	180000	727
Totals for	2003	Number of Sales	1	
	Average sale price	180000	Average price /sf	247.593

Longboat Sandpipers

34228 All sales recorded through 01/31/2009

Prepared by Scott Norris
Source is First American Real Estate Solutions

Year	No. of Sales	Avg Sale Price	Sale Price/S.F.
2003	1	780000	437
2004	3	860000	482
2005	1	900000	504
2006	1	750000	420



Year of Sale	Address	Unit No	Price	Sq. Feet
2006	5635 Gulf Of Mexico	103	750000	1786
Totals for	2006	Number of Sales	1	
	Average sale price	750000	Average price /sf	419.933
2005	5635 Gulf Of Mexico	204	900000	1786
Totals for	2005	Number of Sales	1	
	Average sale price	900000	Average price /sf	503.919
2004	5635 Gulf Of Mexico	203	860000	1786
2004	5635 Gulf Of Mexico	105	860000	1786
2004	5635 Gulf Of Mexico	101	860000	1786
Totals for	2004	Number of Sales	3	
	Average sale price	860000	Average price /sf	481.523
2003	5635 Gulf Of Mexico	201	780000	1786

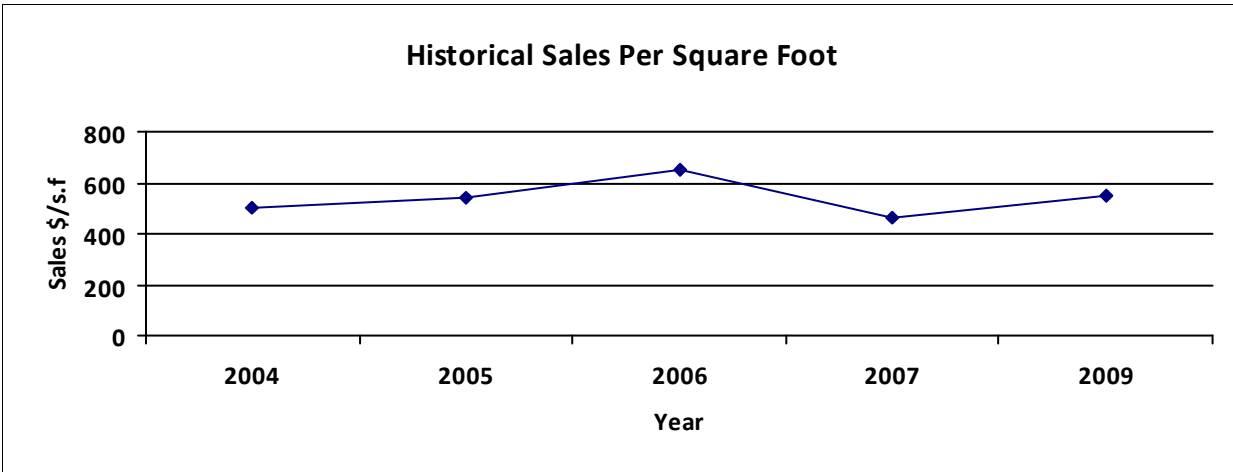
Year of Sale	Address	Unit No	Price	Sq. Feet
Totals for	2003	Number of Sales	1	
	Average sale price	780000	Average price /sf	436.730

Longboat Terrace

34228 All sales recorded through 01/31/2009

Prepared by Scott Norris
Source is First American Real Estate Solutions

Year	No. of Sales	Avg Sale Price	Sale Price/S.F.
2004	4	655000	504
2005	1	700000	538
2006	1	850000	654
2007	1	600000	462
2009	3	718333	552



Year of Sale	Address	Unit No	Price	Sq. Feet
2009	601 Longboat Club	302s	651000	1458
2009	601 Longboat Club	703s	775000	1458
2009	2721 Gulf Of Mexico	202	550000	884
2009	601 Longboat Club	204s	830000	1560
2009	3115 Gulf Of Mexico	1	932500	2476
Totals for 2009		Number of Sales	5	
Average sale price		747700	Average price /sf	477.093
2007	5393 Gulf Of Mexico	209b	600000	1300
Totals for 2007		Number of Sales	1	
Average sale price		600000	Average price /sf	461.538
2006	5393 Gulf Of Mexico	208b	850000	1300
Totals for 2006		Number of Sales	1	
Average sale price		850000	Average price /sf	653.846