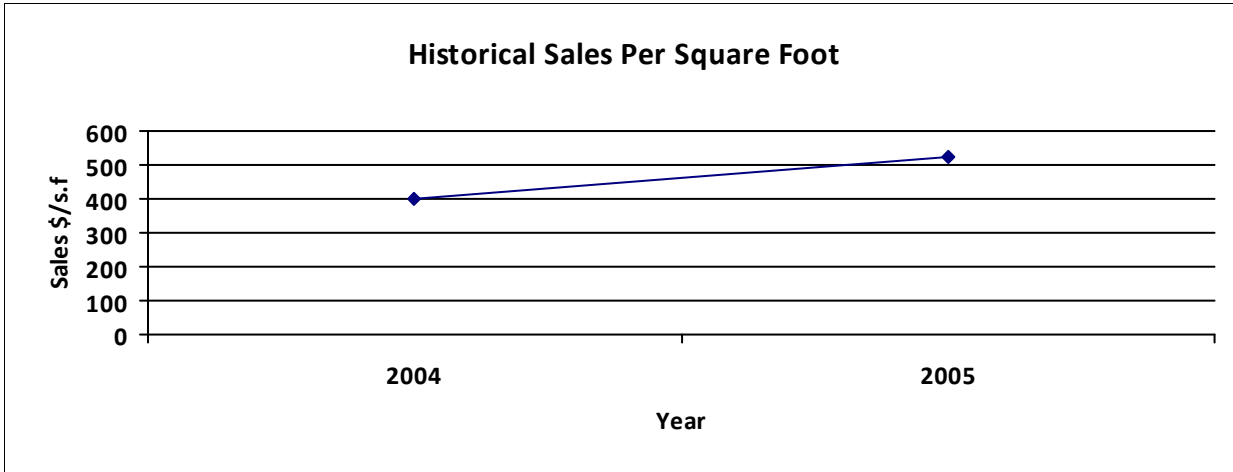


# 360 North

34228 All sales recorded through 01/31/2009

Prepared by Scott Norris  
Source is First American Real Estate Solutions

Year	No. of Sales	Avg Sale Price	Sale Price/S.F.
2004	1	1099000	400
2005	1	1550000	524



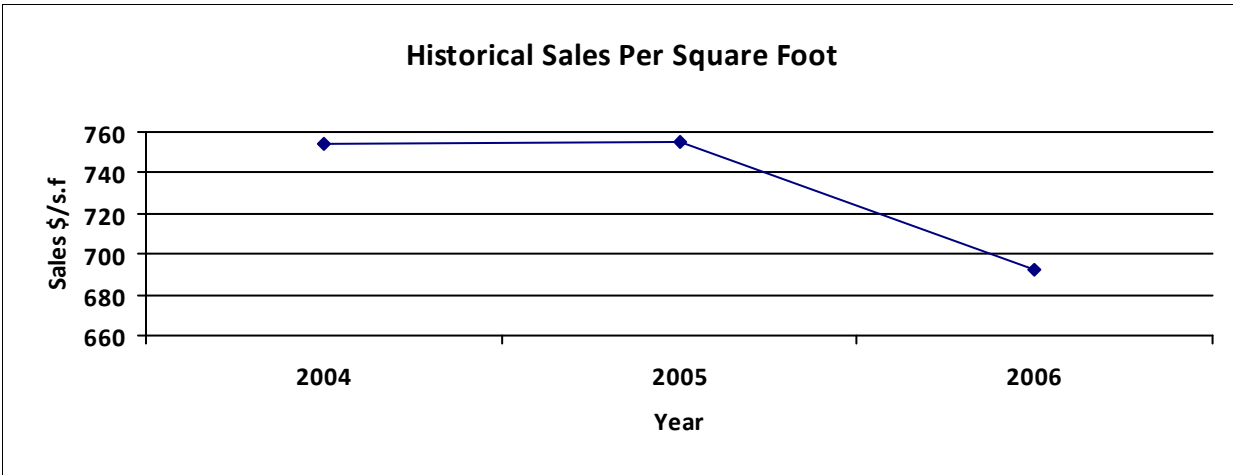
Year of Sale	Address	Unit No	Price	Sq. Feet
2005	360 Shore	9	1550000	2960
Totals for	2005	Number of Sales	1	
	Average sale price	1550000	Average price /sf	523.649
2004	360 Shore	7	1099000	2746
Totals for	2004	Number of Sales	1	
	Average sale price	1099000	Average price /sf	400.218

# 5601 Gulf Mexico Drive Apts

34228 All sales recorded through 01/31/2009

Prepared by Scott Norris  
Source is First American Real Estate Solutions

Year	No. of Sales	Avg Sale Price	Sale Price/S.F.
2004	2	600000	754
2005	2	616250	755
2006	1	675000	692



Year of Sale	Address	Unit No	Price	Sq. Feet
2006	5601 Gulf Of Mexico	4	675000	975
Totals for 2006		Number of Sales	1	
Average sale price		675000	Average price /sf	692.308
2005	5601 Gulf Of Mexico	7	707500	1016
2005	5601 Gulf Of Mexico	1	525000	616
Totals for 2005		Number of Sales	2	
Average sale price		616250	Average price /sf	755.208
2004	5601 Gulf Of Mexico	4	675000	975
2004	5601 Gulf Of Mexico	1	525000	616
Totals for 2004		Number of Sales	2	
Average sale price		600000	Average price /sf	754.243

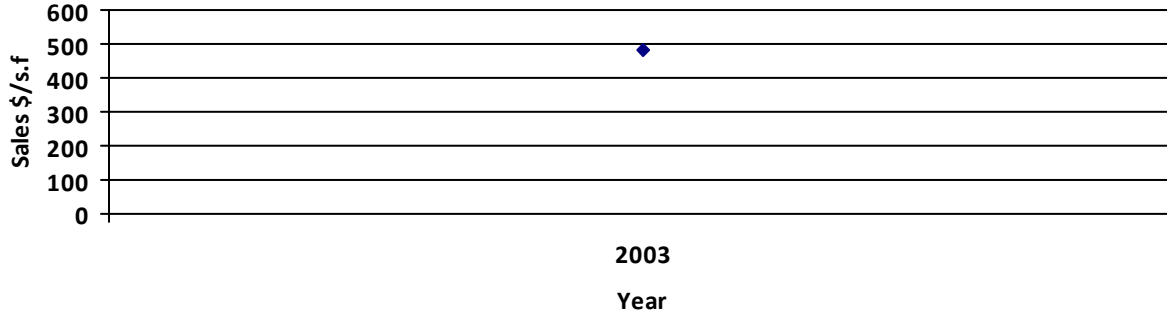
# Apollo

34228 All sales recorded through 01/31/2009

Prepared by Scott Norris  
Source is First American Real Estate Solutions

Year	No. of Sales	Avg Sale Price	Sale Price/S.F.
2003	1	325000	481

## Historical Sales Per Square Foot



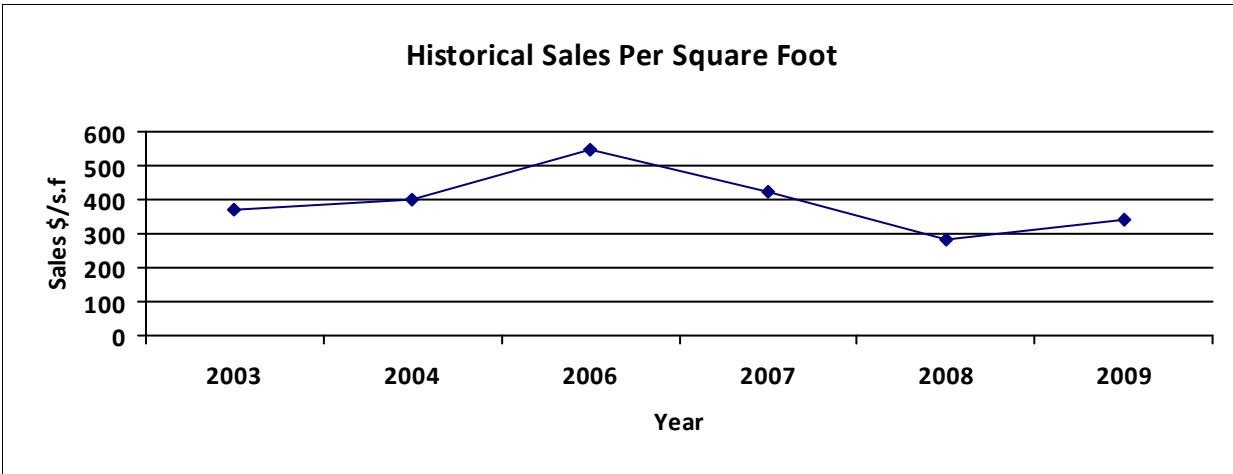
Year of Sale	Address	Unit No	Price	Sq. Feet
2003	2945 Gulf Of Mexico	3	325000	675
Totals for	2003	Number of Sales	1	
	Average sale price	325000	Average price /sf	481.481

# Aquarius

34228 All sales recorded through 01/31/2009

Prepared by Scott Norris  
Source is First American Real Estate Solutions

Year	No. of Sales	Avg Sale Price	Sale Price/S.F.
2003	5	573500	370
2004	2	635000	401
2006	2	835750	549
2007	7	649143	423
2008	2	437500	282
2009	3	538500	342



Year of Sale	Address	Unit No	Price	Sq. Feet
2009	1701 Gulf Of Mexico	2-j	516500	1551
2009	1701 Gulf Of Mexico	3-j	526250	1551
2009	1701 Gulf Of Mexico	2-d	400000	1551
2009	1701 Gulf Of Mexico	6	699000	1615
Totals for 2009		Number of Sales	4	
Average sale price		535438	Average price /sf	341.696
2008	1701 Gulf Of Mexico	1-d	400000	1551
2008	1701 Gulf Of Mexico	2-g	475000	1551
Totals for 2008		Number of Sales	2	
Average sale price		437500	Average price /sf	282.076
2007	1701 Gulf Of Mexico	4-d	580000	1551
2007	1701 Gulf Of Mexico	1-d	580000	1551
2007	1701 Gulf Of Mexico	1-h	580000	1551
2007	1701 Gulf Of Mexico	2-h	515000	1551

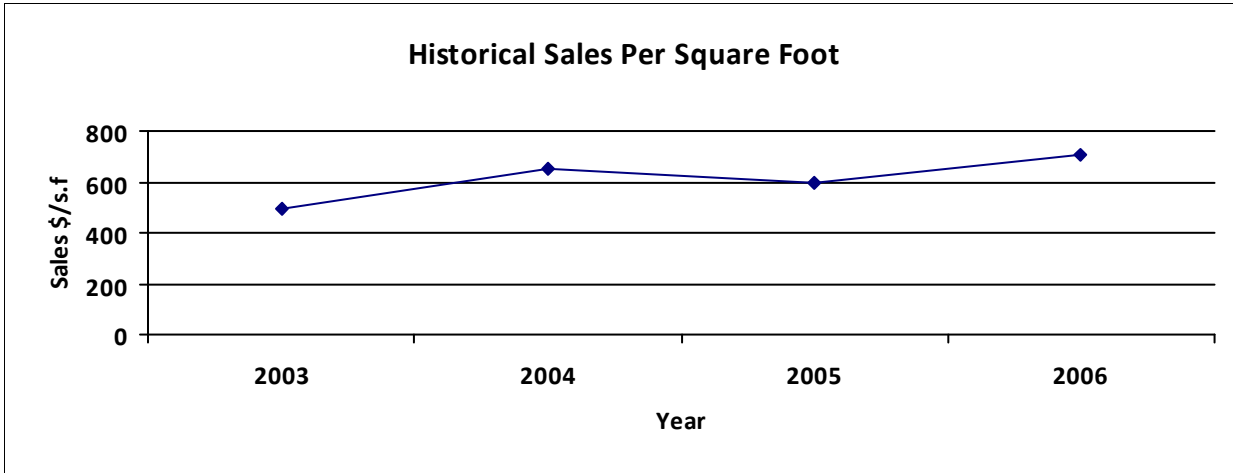
Year of Sale	Address		Unit No	Price	Sq. Feet
2007	1701	Gulf Of Mexico	3-g	529000	1551
2007	1701	Gulf Of Mexico	5-a	880000	1492
2007	1701	Gulf Of Mexico	5-k	880000	1492
Totals for	2007	Number of Sales	7		
	Average sale price	649143		Average price /sf	423.131
2006	1701	Gulf Of Mexico	1-c	721500	1551
2006	1701	Gulf Of Mexico	4-k	950000	1492
Totals for	2006	Number of Sales	2		
	Average sale price	835750		Average price /sf	549.293
2004	1701	Gulf Of Mexico	4-g	590000	1551
2004	1701	Gulf Of Mexico	P-f	680000	1615
Totals for	2004	Number of Sales	2		
	Average sale price	635000		Average price /sf	401.137
2003	1701	Gulf Of Mexico	3-c	510000	1551
2003	1701	Gulf Of Mexico	2-k	625000	1492
2003	1701	Gulf Of Mexico	2-g	475000	1551
2003	1701	Gulf Of Mexico	1-j	700000	1551
2003	1701	Gulf Of Mexico	3-f	557500	1615
Totals for	2003	Number of Sales	5		
	Average sale price	573500		Average price /sf	369.523

# Arbomar

34228 All sales recorded through 01/31/2009

Prepared by Scott Norris  
Source is First American Real Estate Solutions

Year	No. of Sales	Avg Sale Price	Sale Price/S.F.
2003	4	526250	496
2004	1	765000	651
2005	1	700000	596
2006	2	772000	703



Year of Sale	Address	Unit No	Price	Sq. Feet
2006	4485 Gulf Of Mexico	803	779000	1022
2006	4485 Gulf Of Mexico	401	765000	1175
Totals for 2006		Number of Sales	2	
Average sale price		772000	Average price /sf	702.777
2005	4485 Gulf Of Mexico	804	700000	1175
Totals for 2005		Number of Sales	1	
Average sale price		700000	Average price /sf	595.745
2004	4485 Gulf Of Mexico	401	765000	1175
Totals for 2004		Number of Sales	1	
Average sale price		765000	Average price /sf	651.064
2003	4485 Gulf Of Mexico	803	779000	1022
2003	4485 Gulf Of Mexico	602	395000	1022
2003	4485 Gulf Of Mexico	601	465000	1175
2003	4485 Gulf Of Mexico	202	466000	1022

Year of Sale	Address	Unit No	Price	Sq. Feet
Totals for	2003	Number of Sales	4	
	Average sale price	526250	Average price /sf	496.345


# Avignon Villas

34228 All sales recorded through 01/31/2009

Prepared by Scott Norris  
Source is First American Real Estate Solutions

Year	No. of Sales	Avg Sale Price	Sale Price/S.F.
2004	1	622500	282

## Historical Sales Per Square Foot



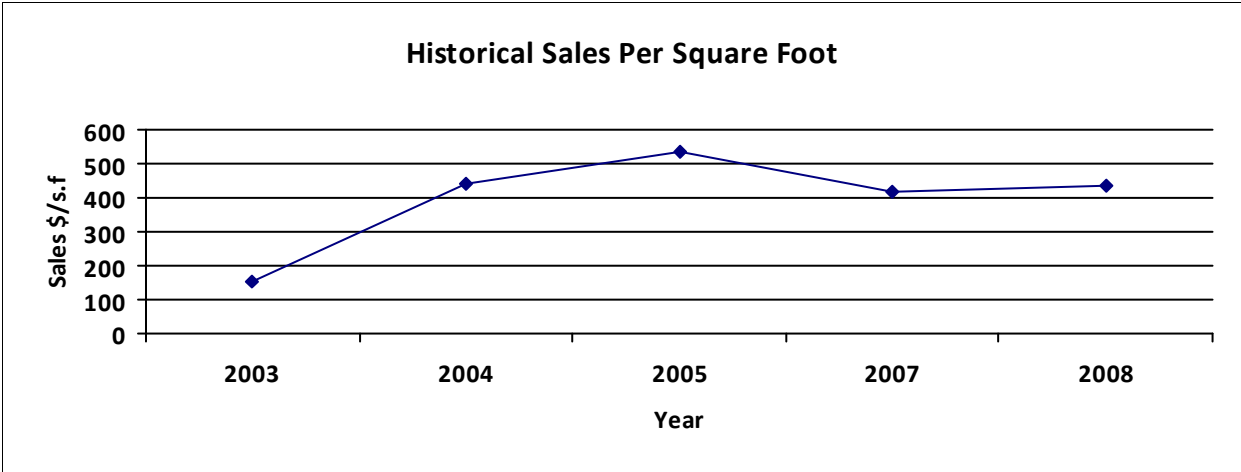
Year of Sale	Address	Unit No	Price	Sq. Feet
2004	5611 Gulf Of Mexico	104	622500	2207
Totals for	2004	Number of Sales	1	
	Average sale price	622500	Average price /sf	282.057

# Banyan Bay

34228 All sales recorded through 01/31/2009

Prepared by Scott Norris  
Source is First American Real Estate Solutions

Year	No. of Sales	Avg Sale Price	Sale Price/S.F.
2003	3	186333	150
2004	3	655167	441
2005	4	700625	537
2007	3	568333	417
2008	1	635000	435



Year of Sale	Address	Unit No	Price	Sq. Feet
2008	5275 Gulf Of Mexico	204	635000	1460
Totals for 2008		Number of Sales	1	
Average sale price		635000	Average price /sf	434.932
2007	5280 Gulf Of Mexico	604	600000	1460
2007	5260 Gulf Of Mexico	414	230000	1498
2007	5275 Gulf Of Mexico	203	875000	1133
Totals for 2007		Number of Sales	3	
Average sale price		568333	Average price /sf	416.769
2005	5270 Gulf Of Mexico	504	545000	1498
2005	5265 Gulf Of Mexico	305	575000	1128
2005	5275 Gulf Of Mexico	204	807500	1460
2005	5275 Gulf Of Mexico	203	875000	1133

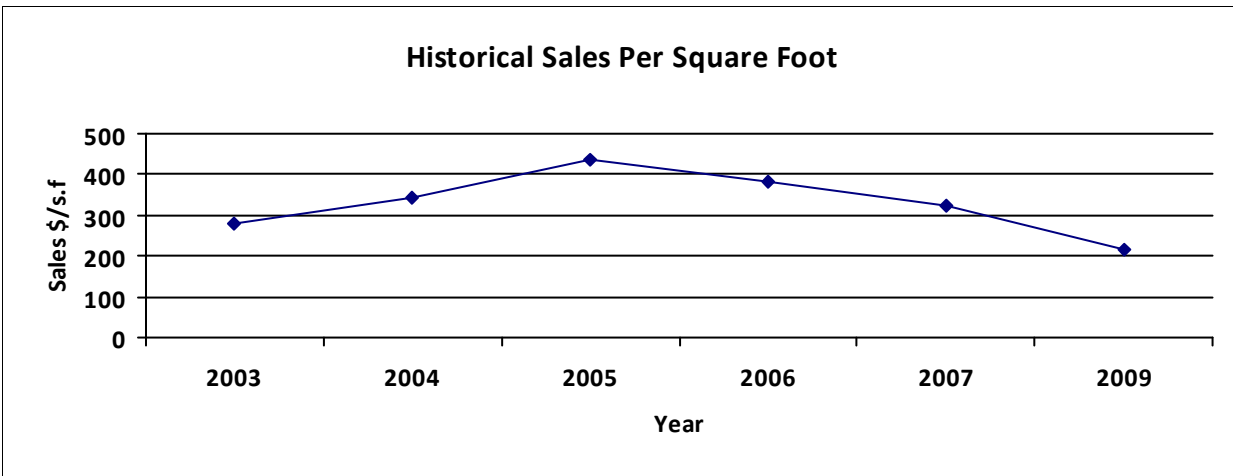
Year of Sale	Address		Unit No	Price	Sq. Feet
Totals for	2005	Number of Sales	4		
	Average sale price	700625		Average price /sf	536.980
2004	5280	Gulf Of Mexico	602	640500	1498
2004	5270	Gulf Of Mexico	508	560000	1460
2004	5275	Gulf Of Mexico	202	765000	1498
Totals for	2004	Number of Sales	3		
	Average sale price	655167		Average price /sf	441.091
2003	5265	Gulf Of Mexico	310	460000	1460
2003	5285	Gulf Of Mexico	103	49500	1133
2003	5285	Gulf Of Mexico	103	49500	1133
Totals for	2003	Number of Sales	3		
	Average sale price	186333		Average price /sf	150.027

# Bay Harbour

34228 All sales recorded through 01/31/2009

Prepared by Scott Norris  
Source is First American Real Estate Solutions

Year	No. of Sales	Avg Sale Price	Sale Price/S.F.
2003	4	336250	278
2004	5	476900	341
2005	4	634125	438
2006	3	565000	383
2007	1	385000	322
2009	4	303500	216



Year of Sale	Address	Unit No	Price	Sq. Feet
2009	450 Gulf Of Mexico	B301	350000	2041
2009	448 Gulf Of Mexico	A106	392000	1474
2009	450 Gulf Of Mexico	B304	350000	1194
2009	448 Gulf Of Mexico	A302	299000	1194
2009	448 Gulf Of Mexico	A104	215000	1194
Totals for 2009		Number of Sales	5	
Average sale price		321200	Average price /sf	226.293
2007	450 Gulf Of Mexico	B106	385000	1194
Totals for 2007		Number of Sales	1	
Average sale price		385000	Average price /sf	322.446
2006	450 Gulf Of Mexico	B101	685000	2041
2006	448 Gulf Of Mexico	A204	510000	1194
2006	448 Gulf Of Mexico	A304	500000	1194

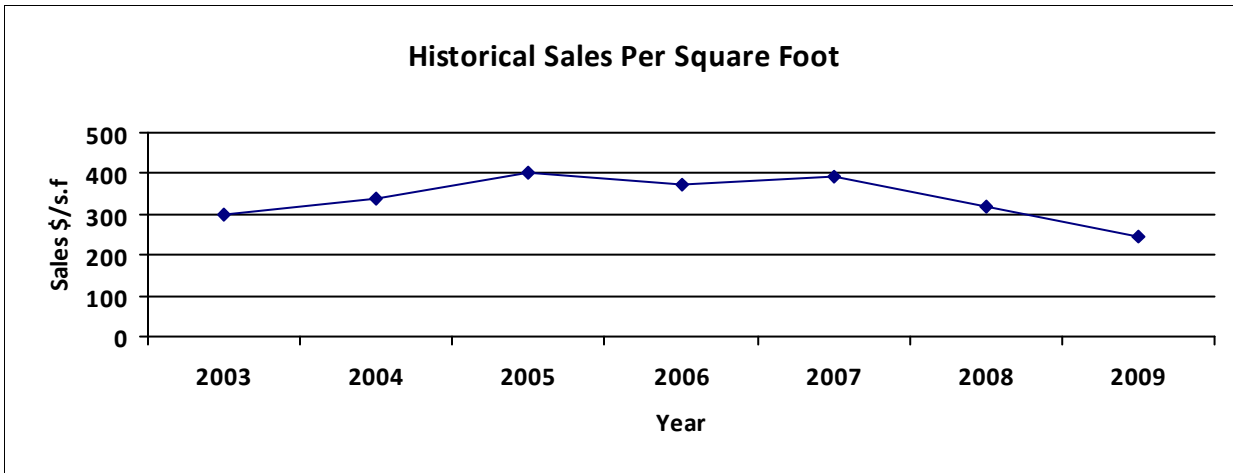
Year of Sale	Address		Unit No	Price	Sq. Feet
Totals for	2006	Number of Sales	3		
	Average sale price	565000		Average price /sf	382.705
2005	448	Gulf Of Mexico	A101	710500	2209
2005	448	Gulf Of Mexico	A102	560000	1194
2005	448	Gulf Of Mexico	A305	633000	1194
2005	448	Gulf Of Mexico	A305	633000	1194
Totals for	2005	Number of Sales	4		
	Average sale price	634125		Average price /sf	438.007
2004	448	Gulf Of Mexico	A101	710500	2209
2004	448	Gulf Of Mexico	A105	320000	1194
2004	450	Gulf Of Mexico	B104	345000	1194
2004	450	Gulf Of Mexico	B304	449000	1194
2004	448	Gulf Of Mexico	A102	560000	1194
Totals for	2004	Number of Sales	5		
	Average sale price	476900		Average price /sf	341.374
2003	448	Gulf Of Mexico	A105	320000	1194
2003	450	Gulf Of Mexico	B105	280000	1194
2003	450	Gulf Of Mexico	B306	305000	1194
2003	448	Gulf Of Mexico	A306	440000	1250
Totals for	2003	Number of Sales	4		
	Average sale price	336250		Average price /sf	278.353

# Bayport

34228 All sales recorded through 01/31/2009

Prepared by Scott Norris  
Source is First American Real Estate Solutions

Year	No. of Sales	Avg Sale Price	Sale Price/S.F.
2003	4	413000	298
2004	8	486375	336
2005	6	569583	403
2006	4	553500	371
2007	2	627500	392
2008	3	441333	317
2009	2	335000	247



Year of Sale	Address		Unit No	Price	Sq. Feet
2009	749	Bayport	749	320000	1260
2009	824	Bayport	824	350000	1456
2009	712	Bayport	712	365000	1260
Totals for	2009	Number of Sales	3		
	Average sale price	345000	Average price /sf	260.312	
2008	714	Bayport	714	469000	1456
2008	522	Bayport	522	455000	1260
2008	748	Bayport	748	400000	1456
Totals for	2008	Number of Sales	3		
	Average sale price	441333	Average price /sf	317.354	
2007	505	Bayport	505	685000	1601
2007	613	Bayport	613	570000	1601

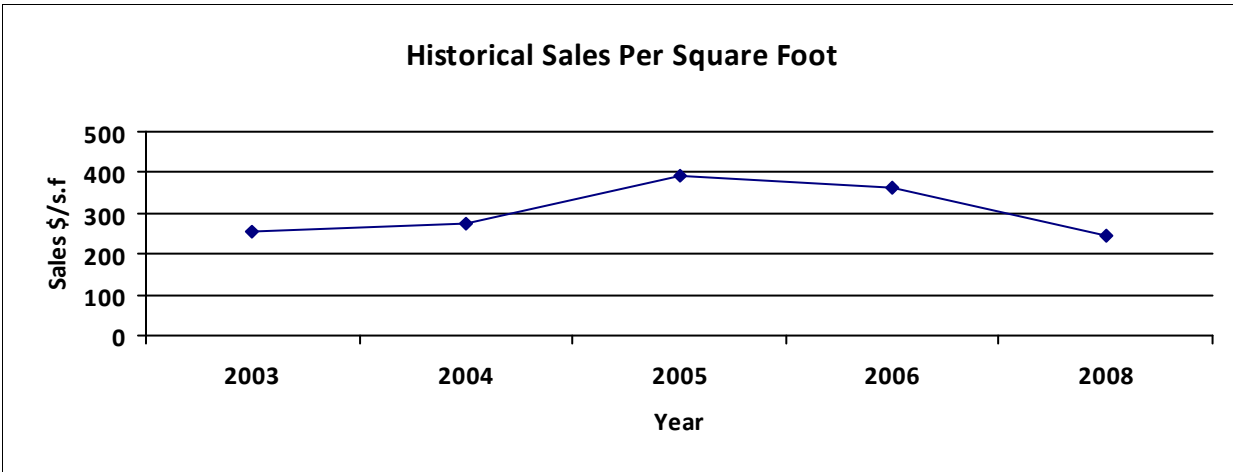
Year of Sale	Address		Unit No	Price	Sq. Feet
Totals for	2007	Number of Sales	2		
	Average sale price	627500		Average price /sf	391.943
2006	820	Bayport	820	675000	1456
2006	518	Bayport	518	575000	1601
2006	746	Bayport	746	485000	1456
2006	817	Bayport	817	479000	1456
Totals for	2006	Number of Sales	4		
	Average sale price	553500		Average price /sf	370.916
2005	748	Bayport	748	549000	1456
2005	702	Bayport	702	612500	1260
2005	829	Bayport	829	526000	1456
2005	504	Bayport	504	560000	1601
2005	701	Bayport	701	545000	1260
2005	512	Bayport	512	625000	1456
Totals for	2005	Number of Sales	6		
	Average sale price	569583		Average price /sf	402.58
2004	514	Bayport	514	455000	1601
2004	608	Bayport	608	440000	1260
2004	702	Bayport	702	612500	1260
2004	501	Bayport	501	615000	2034
2004	720	Bayport	720	418000	1260
2004	827	Bayport	827	470500	1260
2004	833	Bayport	833	450000	1456
2004	835	Bayport	835	430000	1456
Totals for	2004	Number of Sales	8		
	Average sale price	486375		Average price /sf	335.807
2003	607	Bayport	607	400000	1456
2003	605	Bayport	605	361000	1370
2003	522	Bayport	522	391000	1260
2003	727	Bayport	727	500000	1456
Totals for	2003	Number of Sales	4		
	Average sale price	413000		Average price /sf	298.087

# Beach Harbor Club

34228 All sales recorded through 01/31/2009

Prepared by Scott Norris  
Source is First American Real Estate Solutions

Year	No. of Sales	Avg Sale Price	Sale Price/S.F.
2003	10	261650	255
2004	14	328129	275
2005	8	409812	392
2006	5	431000	361
2008	4	232500	243



Year of Sale	Address	Unit No	Price	Sq. Feet
2009	3806 Gulf Of Mexico	C108	160000	1401
Totals for	2009	Number of Sales	1	
	Average sale price	160000	Average price /sf	114.204
2008	3806 Gulf Of Mexico	C307	210000	760
2008	3804 Gulf Of Mexico	B305	260000	1007
2008	3806 Gulf Of Mexico	C210	205000	1046
2008	3810 Gulf Of Mexico	303	255000	1007
Totals for	2008	Number of Sales	4	
	Average sale price	232500	Average price /sf	243.455
2006	3802 Gulf Of Mexico	403	600000	1716
2006	3804 Gulf Of Mexico	301	450000	1133
2006	3808 Gulf Of Mexico	303	330000	1007
2006	3806 Gulf Of Mexico	208	350000	712
2006	3804 Gulf Of Mexico	103	425000	1396

Year of Sale	Address		Unit No	Price	Sq. Feet
Totals for	2006	Number of Sales	5		
	Average sale price	431000		Average price /sf	361.335
2005	3806	Gulf Of Mexico	101	270000	1085
2005	3806	Gulf Of Mexico	203	479000	1046
2005	3804	Gulf Of Mexico	106	507500	976
2005	3806	Gulf Of Mexico	403	667000	1514
2005	3808	Gulf Of Mexico	203	405000	1007
2005	3802	Gulf Of Mexico	105	340000	976
2005	3806	Gulf Of Mexico	106	355000	1007
2005	3806	Gulf Of Mexico	307	255000	760
Totals for	2005	Number of Sales	8		
	Average sale price	409813		Average price /sf	391.65
2004	3804	Gulf Of Mexico	105	276000	976
2004	3802	Gulf Of Mexico	201	399900	1133
2004	3802	Gulf Of Mexico	107	315000	1085
2004	3804	Gulf Of Mexico	207	290000	1133
2004	3808	Gulf Of Mexico	309	280000	1007
2004	3810	Gulf Of Mexico	306	125000	1007
2004	3808	Gulf Of Mexico	412	600000	2544
2004	3806	Gulf Of Mexico	306	261000	1031
2004	3808	Gulf Of Mexico	311	300000	1085
2004	3808	Gulf Of Mexico	203	405000	1007
2004	3808	Gulf Of Mexico	201	317000	1085
2004	3806	Gulf Of Mexico	101	270000	1085
2004	3806	Gulf Of Mexico	307	255000	760
2004	3808	Gulf Of Mexico	401	499900	1753
Totals for	2004	Number of Sales	14		
	Average sale price	328129		Average price /sf	275.226
2003	3806	Gulf Of Mexico	109	235000	1027
2003	3806	Gulf Of Mexico	202	220000	1062
2003	3802	Gulf Of Mexico	101	250000	1085
2003	3806	Gulf Of Mexico	203	479000	1046
2003	3806	Gulf Of Mexico	205	200000	1031
2003	3810	Gulf Of Mexico	101	225000	1085
2003	3802	Gulf Of Mexico	305	255000	1007

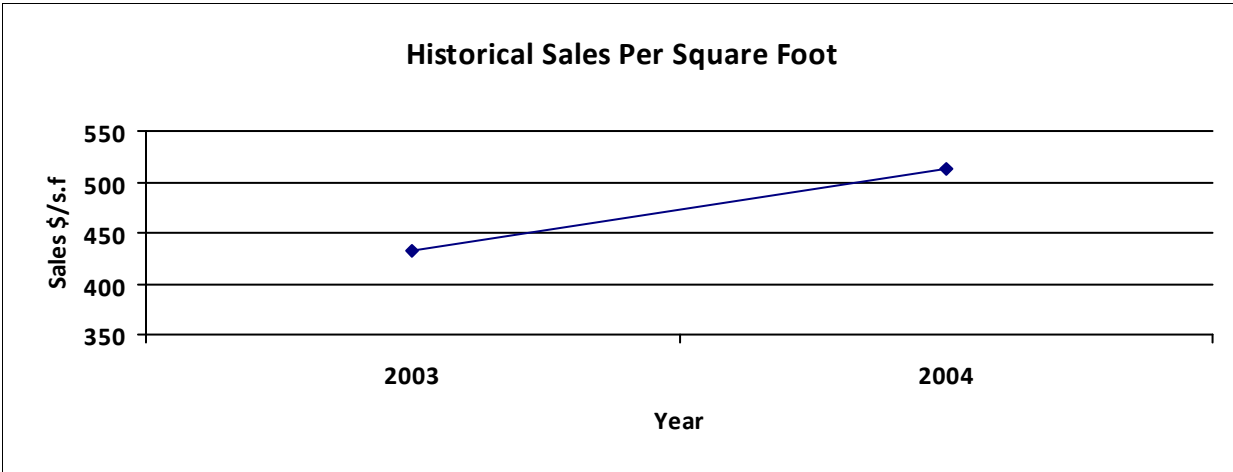
Year of Sale	Address		Unit No	Price	Sq. Feet
2003	3802	Gulf Of Mexico	204	192500	761
2003	3810	Gulf Of Mexico	206	225000	1007
2003	3810	Gulf Of Mexico	301	335000	1133
Totals for	2003	Number of Sales	10		
	Average sale price	261650		Average price /sf	255.418

# Beach Walk Condo

34228 All sales recorded through 01/31/2009

Prepared by Scott Norris  
Source is First American Real Estate Solutions

Year	No. of Sales	Avg Sale Price	Sale Price/S.F.
2003	1	1035000	433
2004	1	1225000	512



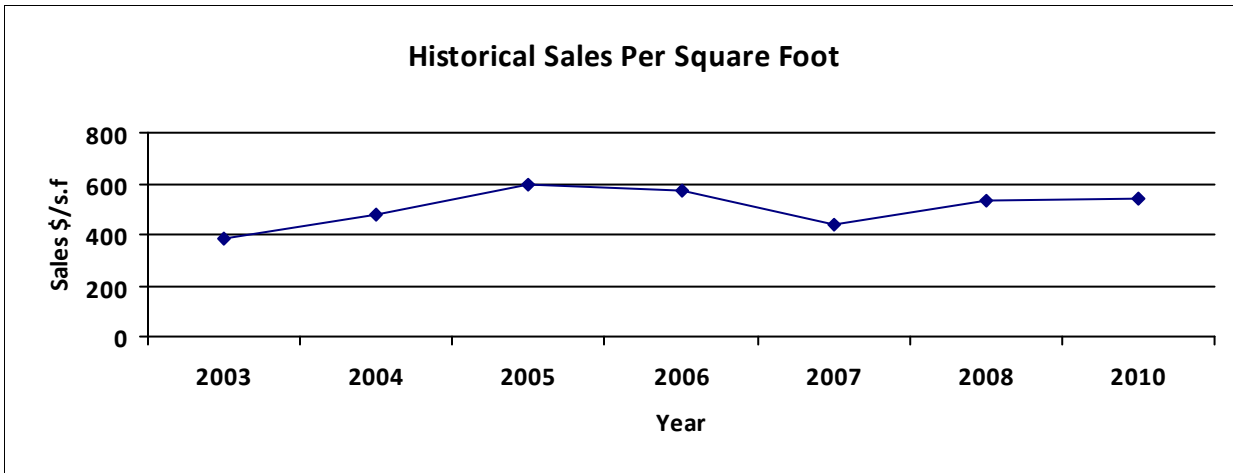
Year of Sale	Address	Unit No	Price	Sq. Feet
2004	6837 Gulf Of Mexico		1225000	2392
Totals for	2004	Number of Sales	1	
	Average sale price	1225000	Average price /sf	512.124
2003	6807 Gulf Of Mexico		1035000	2392
Totals for	2003	Number of Sales	1	
	Average sale price	1035000	Average price /sf	432.692

# Beaches

34228 All sales recorded through 01/31/2009

Prepared by Scott Norris  
Source is First American Real Estate Solutions

Year	No. of Sales	Avg Sale Price	Sale Price/S.F.
2003	5	900125	383
2004	6	815833	481
2005	6	944167	600
2006	5	993000	571
2007	3	766667	442
2008	6	981667	537
2010	1	1820000	543



Year of Sale	Address	Unit No	Price	Sq. Feet
2010	1300 Benjamin Franklin	909	1820000	3352
Totals for	2010	Number of Sales	1	
	Average sale price	1820000	Average price /sf	542.959
2009	1300 Ben Franklin	1207	2850000	4530
Totals for	2009	Number of Sales	1	
	Average sale price	2850000	Average price /sf	629.139
2008	775 Longboat Club	508	1200000	2122
2008	775 Longboat Club	502	1125000	1842
2008	775 Longboat Club	1006	770000	1524
2008	775 Longboat Club	401	755000	1510
2008	775 Longboat Club	403	1190000	2122
2008	775 Longboat Club	602	850000	1842

Year of Sale	Address		Unit No	Price	Sq. Feet
Totals for	2008	Number of Sales	6		
	Average sale price	981667		Average price /sf	537.311
2007	775	Longboat Club	307	700000	1842
2007	775	Longboat Club	707	875000	1842
2007	775	Longboat Club	706	725000	1524
Totals for	2007	Number of Sales	3		
	Average sale price	766667		Average price /sf	441.628
2006	775	Longboat Club	304	750000	1602
2006	775	Longboat Club	303	1325000	2122
2006	775	Longboat Club	607	1225000	1842
2006	775	Longboat Club	404	835000	1602
2006	775	Longboat Club	206	830000	1524
Totals for	2006	Number of Sales	5		
	Average sale price	993000		Average price /sf	571.215
2005	775	Longboat Club	705	1100000	1602
2005	775	Longboat Club	705	1100000	1602
2005	775	Longboat Club	206	830000	1524
2005	775	Longboat Club	205	840000	1602
2005	775	Longboat Club	401	945000	1510
2005	775	Longboat Club	904	850000	1602
Totals for	2005	Number of Sales	6		
	Average sale price	944167		Average price /sf	599.979
2004	775	Longboat Club	306	685000	1524
2004	775	Longboat Club	304	750000	1602
2004	775	Longboat Club	307	700000	1842
2004	775	Longboat Club	502	1125000	1842
2004	775	Longboat Club	402	1000000	1842
2004	775	Longboat Club	606	635000	1524
Totals for	2004	Number of Sales	6		
	Average sale price	815833		Average price /sf	481.034
2003	775	Longboat Club	108	967000	2122
2003	775	Longboat Club	806	610000	1524
2003	775	Longboat Club	903	1138500	2122

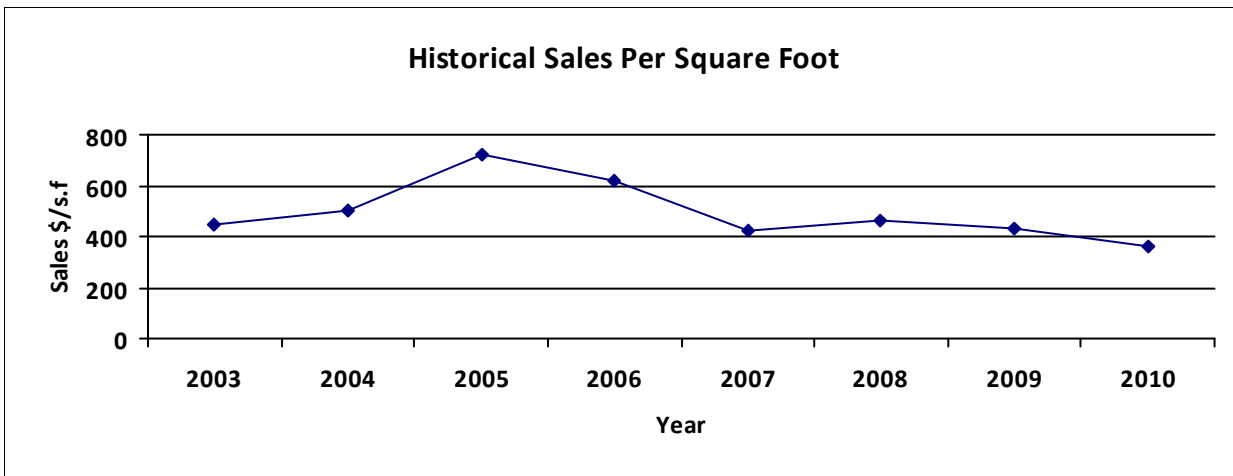
Year of Sale	Address		Unit No	Price	Sq. Feet
2003	775	Longboat Club	201		1510
2003	775	Longboat Club	403	885000	2122
Totals for	2003	Number of Sales	5		
	Average sale price	900125		Average price /sf	383.032

# Beachplace

34228 All sales recorded through 01/31/2009

Prepared by Scott Norris  
Source is First American Real Estate Solutions

Year	No. of Sales	Avg Sale Price	Sale Price/S.F.
2003	18	659167	450
2004	30	725060	503
2005	14	1054143	722
2006	8	902750	618
2007	4	604750	426
2008	12	664100	465
2009	7	584000	429
2010	4	555000	357



Year of Sale	Address	Unit No	Price	Sq. Feet
2010	1105 Gulf Of Mexico	104	665000	1819
2010	1125 Gulf Of Mexico	203	530000	1503
2010	1105 Gulf Of Mexico	303	490000	1503
2010	1075 Gulf Of Mexico	502	535000	1392
Totals for 2010		Number of Sales	4	
Average sale price		555000	Average price /sf	357.085
2009	1135 Gulf Of Mexico	201	650000	1172
2009	1055 Gulf Of Mexico	302	650000	1392
2009	1065 Gulf Of Mexico	103	390000	1503
2009	1065 Gulf Of Mexico	101	375000	1172
2009	1105 Gulf Of Mexico	101	486001	1172
2009	1045 Gulf Of Mexico	101	650000	1172
2009	1135 Gulf Of Mexico	604	800000	1503
2009	1105 Gulf Of Mexico	402	577000	1392

Year of Sale	Address		Unit No	Price	Sq. Feet
2009	1125	Gulf Of Mexico	402	535000	1392
Totals for	2009	Number of Sales	9		
	Average sale price	568111		Average price /sf	430.75
2008	1145	Gulf Of Mexico	204	828500	1503
2008	1115	Gulf Of Mexico	205	610000	1819
2008	1045	Gulf Of Mexico	501	650000	1172
2008	1095	Gulf Of Mexico	104	460000	1503
2008	1125	Gulf Of Mexico	401	778000	1172
2008	1135	Gulf Of Mexico	502	835000	1392
2008	1055	Gulf Of Mexico	604	910000	1503
2008	1125	Gulf Of Mexico	305	815700	1819
2008	1095	Gulf Of Mexico	101	605000	1172
2008	1065	Gulf Of Mexico	102	390000	1392
2008	1115	Gulf Of Mexico	304	587000	1503
2008	1065	Gulf Of Mexico	301	500000	1172
Totals for	2008	Number of Sales	12		
	Average sale price	664100		Average price /sf	465.436
2007	1125	Gulf Of Mexico	202	610000	1392
2007	1095	Gulf Of Mexico	504	629000	1503
2007	1115	Gulf Of Mexico	402	680000	1392
2007	1125	Gulf Of Mexico	302	500000	1392
Totals for	2007	Number of Sales	4		
	Average sale price	604750		Average price /sf	425.955
2006	1145	Gulf Of Mexico	104	435000	1503
2006	1125	Gulf Of Mexico	504	885000	1503
2006	1065	Gulf Of Mexico	104	675000	1503
2006	1055	Gulf Of Mexico	105	950000	1503
2006	1115	Gulf Of Mexico	301	875000	1172
2006	1045	Gulf Of Mexico	604	1345000	1503
2006	1045	Gulf Of Mexico	604	1345000	1503
2006	1115	Gulf Of Mexico	304	712000	1503
Totals for	2006	Number of Sales	8		
	Average sale price	902750		Average price /sf	617.634
2005	1095	Gulf Of Mexico	405	969000	1819

Year of Sale	Address		Unit No	Price	Sq. Feet
2005	1145	Gulf Of Mexico	402	1300000	1392
2005	1055	Gulf Of Mexico	301	1069000	1172
2005	1115	Gulf Of Mexico	501	850000	1172
2005	1115	Gulf Of Mexico	104	875000	1503
2005	1135	Gulf Of Mexico	103	982500	1392
2005	1135	Gulf Of Mexico	101	1050000	1172
2005	1145	Gulf Of Mexico	402	1300000	1392
2005	1145	Gulf Of Mexico	405	1542500	1819
2005	1045	Gulf Of Mexico	105	1400000	1819
2005	1085	Gulf Of Mexico	603	770000	1503
2005	1055	Gulf Of Mexico	502	1199000	1392
2005	1085	Gulf Of Mexico	603	770000	1503
2005	1085	Gulf Of Mexico	102	681000	1392
Totals for	2005	Number of Sales	14		
	Average sale price	1054143		Average price /sf	721.945
2004	1115	Gulf Of Mexico	204	515000	1503
2004	1115	Gulf Of Mexico	102	580000	1392
2004	1065	Gulf Of Mexico	301	530000	1172
2004	1065	Gulf Of Mexico	402	554000	1392
2004	1065	Gulf Of Mexico	405	735000	1819
2004	1125	Gulf Of Mexico	203	660000	1503
2004	1065	Gulf Of Mexico	604	635000	1503
2004	1135	Gulf Of Mexico	606	1427500	1819
2004	1135	Gulf Of Mexico	605	353000	1503
2004	1065	Gulf Of Mexico	101	545000	1172
2004	1135	Gulf Of Mexico	504	808000	1503
2004	1115	Gulf Of Mexico	204	515000	1503
2004	1135	Gulf Of Mexico	101	1050000	1172
2004	1145	Gulf Of Mexico	502	820000	1392
2004	1145	Gulf Of Mexico	501	720000	1172
2004	1085	Gulf Of Mexico	304	575000	1503
2004	1145	Gulf Of Mexico	205	950000	1819
2004	1145	Gulf Of Mexico	203	835000	1503
2004	1135	Gulf Of Mexico	605	353000	1503
2004	1115	Gulf Of Mexico	603	777500	1503
2004	1045	Gulf Of Mexico	105	1400000	1819
2004	1075	Gulf Of Mexico	104	645000	1503
2004	1095	Gulf Of Mexico	503	635000	1503

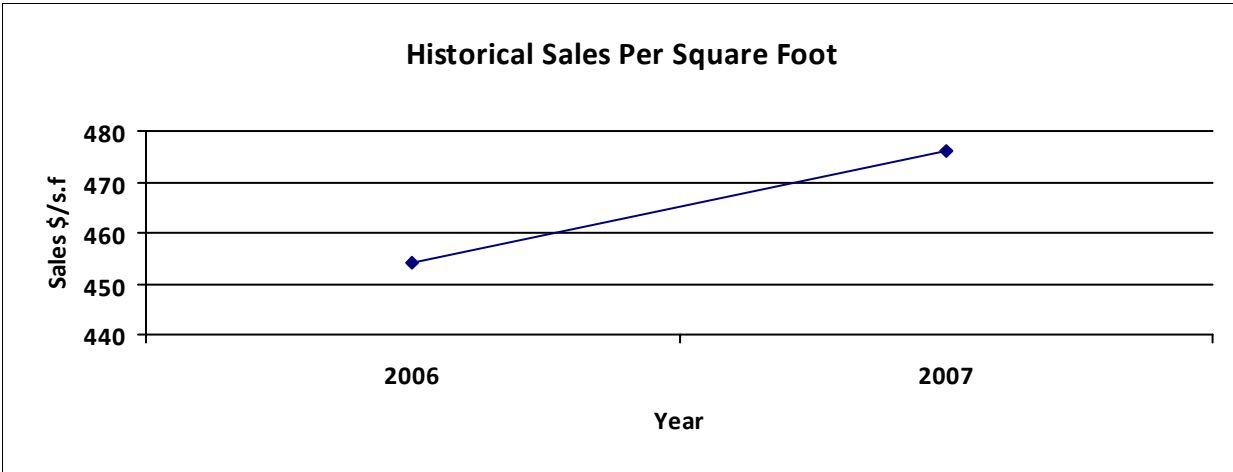
Year of Sale	Address		Unit No	Price	Sq. Feet
2004	1105	Gulf Of Mexico	201	650000	1172
2004	1055	Gulf Of Mexico	103	930000	1392
2004	1115	Gulf Of Mexico	501	850000	1172
2004	1145	Gulf Of Mexico	101	740000	1172
2004	1045	Gulf Of Mexico	104	770000	1503
2004	1055	Gulf Of Mexico	305	581300	1503
2004	1105	Gulf Of Mexico	601	612500	1172
Totals for	2004	Number of Sales	30		
	Average sale price	725060		Average price /sf	502.792
2003	1085	Gulf Of Mexico	503	500000	1503
2003	1095	Gulf Of Mexico	301	530000	1172
2003	1075	Gulf Of Mexico	302	515000	1392
2003	1075	Gulf Of Mexico	204	520000	1503
2003	1085	Gulf Of Mexico	205	550000	1819
2003	1135	Gulf Of Mexico	103	982500	1392
2003	1065	Gulf Of Mexico	103	490000	1503
2003	1095	Gulf Of Mexico	502	550000	1392
2003	1045	Gulf Of Mexico	502	650000	1392
2003	1095	Gulf Of Mexico	203	500000	1503
2003	1045	Gulf Of Mexico	303	690000	1503
2003	1095	Gulf Of Mexico	103	515000	1503
2003	1045	Gulf Of Mexico	404	700000	1503
2003	1125	Gulf Of Mexico	601	615000	1172
2003	1055	Gulf Of Mexico	304	750000	1503
2003	1045	Gulf Of Mexico	405	927500	1819
2003	1055	Gulf Of Mexico	502	1199000	1392
2003	1085	Gulf Of Mexico	102	681000	1392
Totals for	2003	Number of Sales	18		
	Average sale price	659167		Average price /sf	450.148

# Beachside Cottages Of Longboat

34228 All sales recorded through 01/31/2009

Prepared by Scott Norris  
Source is First American Real Estate Solutions

Year	No. of Sales	Avg Sale Price	Sale Price/S.F.
2006	1	645000	454
2007	1	525000	476



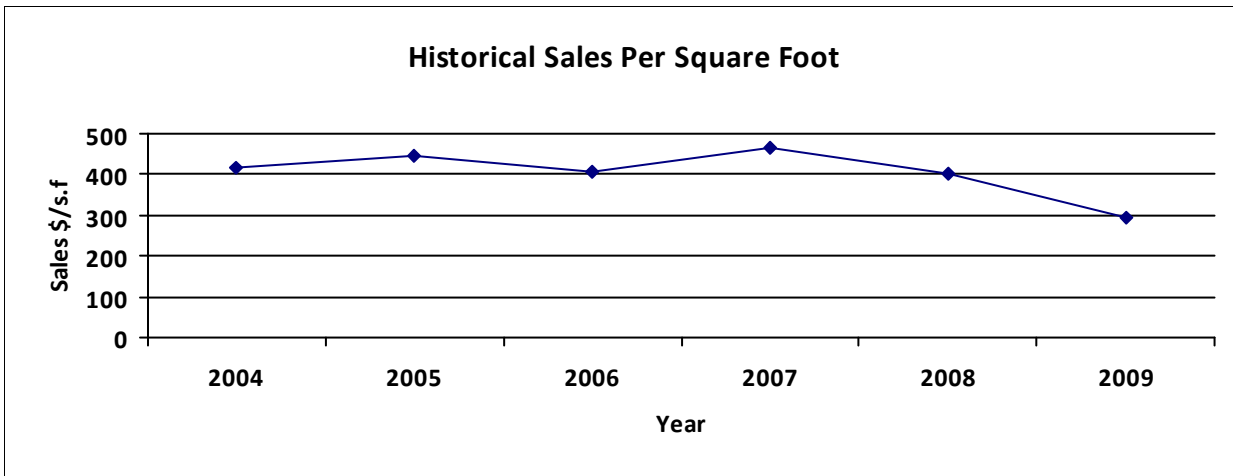
Year of Sale	Address	Unit No	Price	Sq. Feet
2007	361 Shore		525000	1104
Totals for	2007	Number of Sales	1	
	Average sale price	525000	Average price /sf	475.543
2006	371 Shore		645000	1421
Totals for	2006	Number of Sales	1	
	Average sale price	645000	Average price /sf	453.906

# Buttonwood Cove

34228 All sales recorded through 01/31/2009

Prepared by Scott Norris  
Source is First American Real Estate Solutions

Year	No. of Sales	Avg Sale Price	Sale Price/S.F.
2004	5	534500	416
2005	1	660000	444
2006	1	520000	405
2007	2	646250	467
2008	1	600000	404
2009	2	437500	294



Year of Sale	Address	Unit No	Price	Sq. Feet
2009	3660 Gulf Of Mexico	205	420000	1486
2009	3660 Gulf Of Mexico	101	455000	1486
Totals for	2009	Number of Sales	2	
	Average sale price	437500	Average price /sf	294.415
2008	3630 Gulf Of Mexico	201	600000	1486
Totals for	2008	Number of Sales	1	
	Average sale price	600000	Average price /sf	403.769
2007	3540 Gulf Of Mexico	302	612500	1284
2007	3630 Gulf Of Mexico	305	680000	1486
Totals for	2007	Number of Sales	2	
	Average sale price	646250	Average price /sf	466.606
2006	3660 Gulf Of Mexico	103	520000	1284

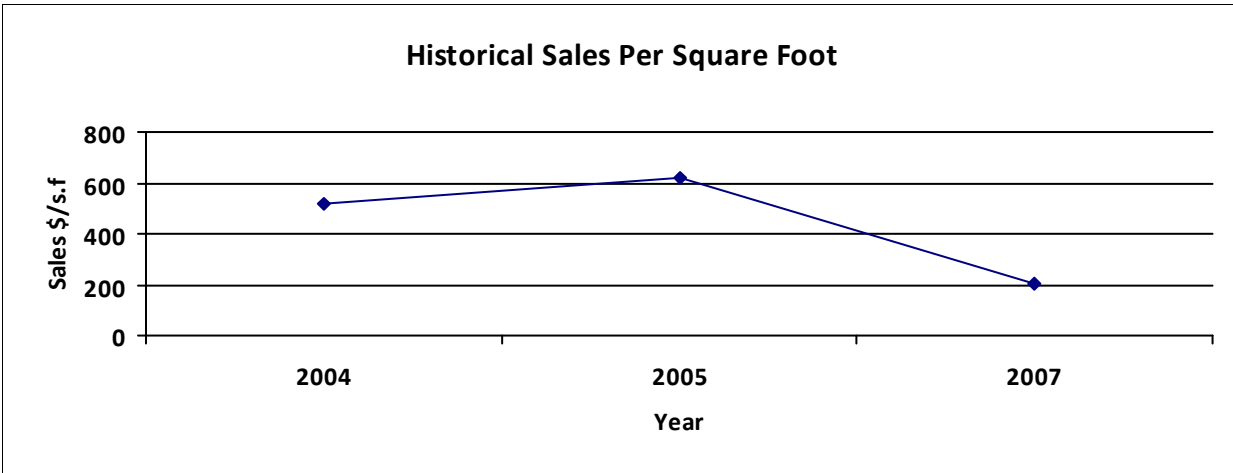
Year of Sale	Address		Unit No	Price	Sq. Feet
Totals for	2006	Number of Sales	1		
	Average sale price	520000		Average price /sf	404.984
2005	3660	Gulf Of Mexico	101	660000	1486
Totals for	2005	Number of Sales	1		
	Average sale price	660000		Average price /sf	444.145
2004	3540	Gulf Of Mexico	104	565000	1284
2004	3630	Gulf Of Mexico	303	505000	1284
2004	3630	Gulf Of Mexico	103	612500	1284
2004	3660	Gulf Of Mexico	303	440000	1284
2004	3660	Gulf Of Mexico	302	550000	1284
Totals for	2004	Number of Sales	5		
	Average sale price	534500		Average price /sf	416.277

# Cabana Beach Club

34228 All sales recorded through 01/31/2009

Prepared by Scott Norris  
Source is First American Real Estate Solutions

Year	No. of Sales	Avg Sale Price	Sale Price/S.F.
2004	11	470764	521
2005	1	425000	621
2007	1	264500	203



Year of Sale	Address	Unit No	Price	Sq. Feet
2007	5851 Gulf Of Mexico	7	264500	1300
Totals for	2007	Number of Sales	1	
	Average sale price	264500	Average price /sf	203.462
2005	5851 Gulf Of Mexico	11	425000	684
Totals for	2005	Number of Sales	1	
	Average sale price	425000	Average price /sf	621.345
2004	5851 Gulf Of Mexico	12	299000	684
2004	5851 Gulf Of Mexico	11	425000	684
2004	5851 Gulf Of Mexico	10	325000	684
2004	5851 Gulf Of Mexico	9	350000	793
2004	5851 Gulf Of Mexico	8	299900	689
2004	5851 Gulf Of Mexico	7	264500	1300
2004	5851 Gulf Of Mexico	5	620000	1150
2004	5851 Gulf Of Mexico	4	660000	990
2004	5851 Gulf Of Mexico	3	645000	990
2004	5851 Gulf Of Mexico	2	645000	990

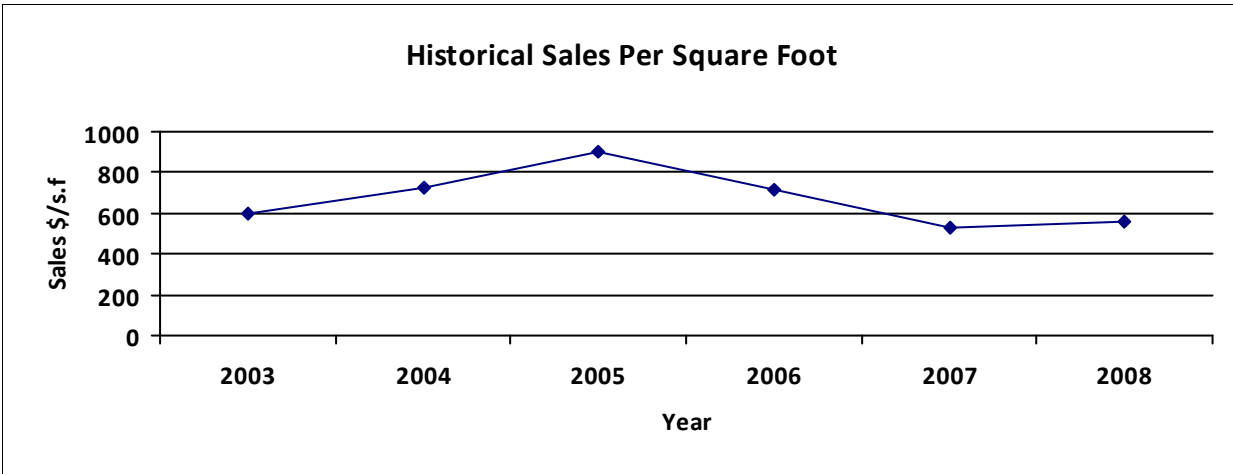
Year of Sale	Address		Unit No	Price	Sq. Feet
2004	5851	Gulf Of Mexico	1	645000	990
Totals for	2004	Number of Sales		11	
	Average sale price	470764		Average price /sf	520.756

# Casa Del Mar

34228 All sales recorded through 01/31/2009

Prepared by Scott Norris  
Source is First American Real Estate Solutions

Year	No. of Sales	Avg Sale Price	Sale Price/S.F.
2003	14	474864	601
2004	8	560562	721
2005	9	693778	905
2006	3	625000	720
2007	3	418333	526
2008	1	410000	556



Year of Sale	Address	Unit No	Price	Sq. Feet
2008	4621 Gulf Of Mexico	7b	410000	738
Totals for	2008	Number of Sales	1	
	Average sale price	410000	Average price /sf	555.556
2007	4621 Gulf Of Mexico	10d	400000	705
2007	4621 Gulf Of Mexico	18b	425000	841
2007	4621 Gulf Of Mexico	16d	430000	841
Totals for	2007	Number of Sales	3	
	Average sale price	418333	Average price /sf	525.765
2006	4621 Gulf Of Mexico	1f	650000	841
2006	4621 Gulf Of Mexico	14f	350000	882
2006	4621 Gulf Of Mexico	7e	875000	882
Totals for	2006	Number of Sales	3	
	Average sale price	625000	Average price /sf	719.77

Year of Sale	Address		Unit No	Price	Sq. Feet
2005	4621	Gulf Of Mexico	9a	922500	705
2005	4621	Gulf Of Mexico	12a	765000	705
2005	4621	Gulf Of Mexico	1b	789000	841
2005	4621	Gulf Of Mexico	2d	630000	738
2005	4621	Gulf Of Mexico	13f	600000	738
2005	4621	Gulf Of Mexico	4a	850000	705
2005	4621	Gulf Of Mexico	11b	700000	705
2005	4621	Gulf Of Mexico	16b	637500	882
2005	4621	Gulf Of Mexico	14f	350000	882
Totals for	2005	Number of Sales	9		
	Average sale price	693778		Average price /sf	904.796
2004	4621	Gulf Of Mexico	18b	425000	841
2004	4621	Gulf Of Mexico	5a	755000	841
2004	4621	Gulf Of Mexico	11c	595000	738
2004	4621	Gulf Of Mexico	5e	599000	705
2004	4621	Gulf Of Mexico	22f	420000	882
2004	4621	Gulf Of Mexico	9f	418000	773
2004	4621	Gulf Of Mexico	2d	630000	738
2004	4621	Gulf Of Mexico	13c	642500	705
Totals for	2004	Number of Sales	8		
	Average sale price	560563		Average price /sf	720.633
2003	4621	Gulf Of Mexico	16f	395100	841
2003	4621	Gulf Of Mexico	7a	450000	792
2003	4621	Gulf Of Mexico	13f	600000	738
2003	4621	Gulf Of Mexico	13a	549000	705
2003	4621	Gulf Of Mexico	1b	789000	841
2003	4621	Gulf Of Mexico	7f	375000	882
2003	4621	Gulf Of Mexico	12e	605000	705
2003	4621	Gulf Of Mexico	3e	640000	846
2003	4621	Gulf Of Mexico	17b	365000	882
2003	4621	Gulf Of Mexico	12d	382000	841
2003	4621	Gulf Of Mexico	11d	340000	738
2003	4621	Gulf Of Mexico	19b	373000	841
2003	4621	Gulf Of Mexico	5d	395000	705
2003	4621	Gulf Of Mexico	4b	390000	705

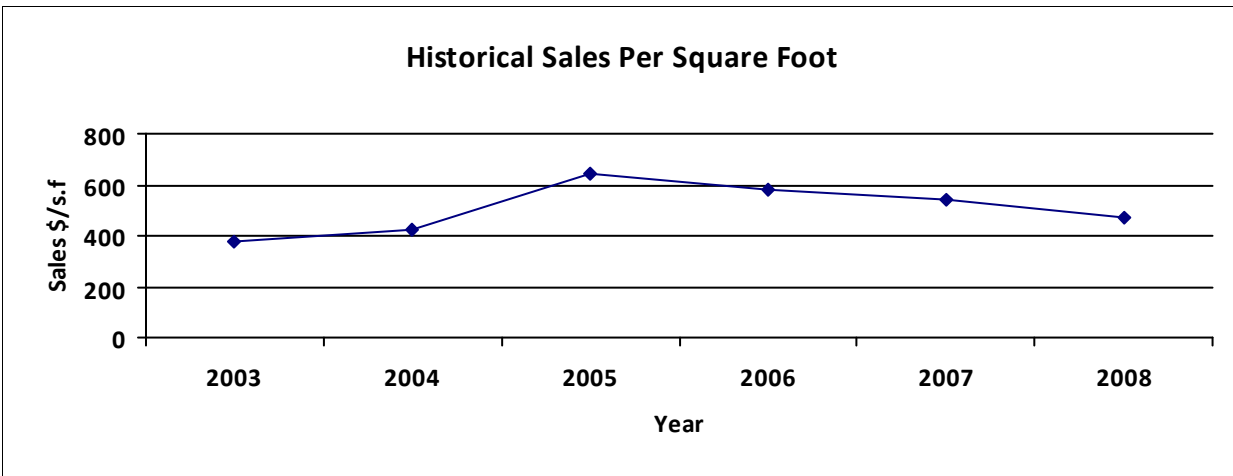
Year of Sale	Address	Unit No	Price	Sq. Feet
Totals for	2003	Number of Sales	14	
	Average sale price	474864	Average price /sf	600.985

# Castillian

34228 All sales recorded through 01/31/2009

Prepared by Scott Norris  
Source is First American Real Estate Solutions

Year	No. of Sales	Avg Sale Price	Sale Price/S.F.
2003	3	566333	380
2004	2	657500	427
2005	4	937250	645
2006	2	912500	582
2007	3	791667	538
2008	1	630000	470



Year of Sale	Address	Unit No	Price	Sq. Feet
2008	4545 Gulf Of Mexico	410	630000	1340
Totals for	2008	Number of Sales	1	
	Average sale price	630000	Average price /sf	470.149
2007	4525 Gulf Of Mexico	303	725000	1340
2007	4545 Gulf Of Mexico	307	1000000	1738
2007	4545 Gulf Of Mexico	210	650000	1340
Totals for	2007	Number of Sales	3	
	Average sale price	791667	Average price /sf	537.574
2006	4525 Gulf Of Mexico	105	825000	1398
2006	4525 Gulf Of Mexico	101	1000000	1738
Totals for	2006	Number of Sales	2	
	Average sale price	912500	Average price /sf	581.952
2005	4525 Gulf Of Mexico	505	900000	1398

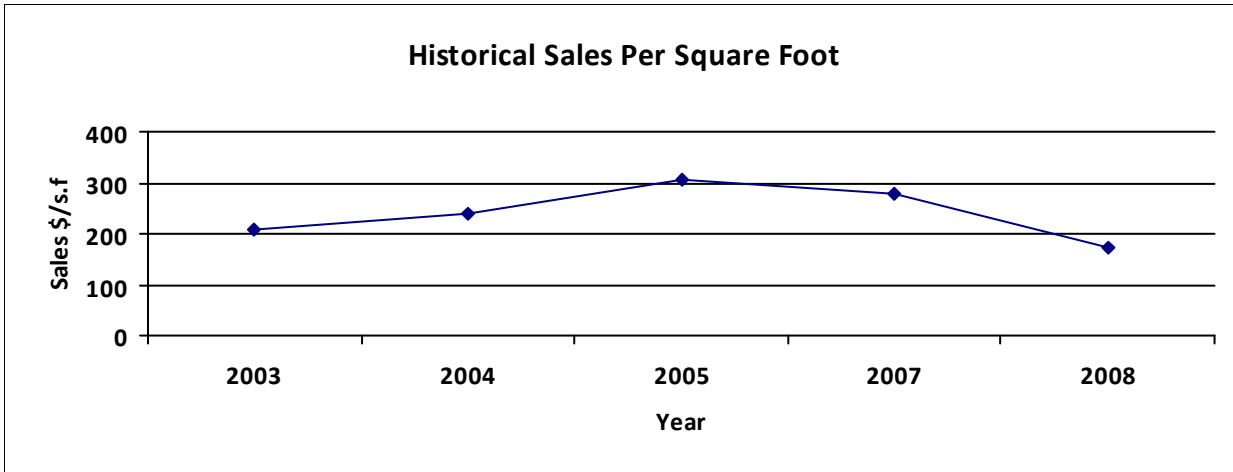
Year of Sale	Address		Unit No	Price	Sq. Feet
2005	4525	Gulf Of Mexico	504	809000	1340
2005	4525	Gulf Of Mexico	303	725000	1340
2005	4525	Gulf Of Mexico	106	1315000	1738
Totals for	2005	Number of Sales	4		
	Average sale price	937250		Average price /sf	644.601
2004	4525	Gulf Of Mexico	404	560000	1340
2004	4545	Gulf Of Mexico	312	755000	1738
Totals for	2004	Number of Sales	2		
	Average sale price	657500		Average price /sf	427.225
2003	4525	Gulf Of Mexico	401	650000	1738
2003	4525	Gulf Of Mexico	202	509000	1398
2003	4545	Gulf Of Mexico	510	540000	1340
Totals for	2003	Number of Sales	3		
	Average sale price	566333		Average price /sf	379.58

# Cedars East

34228 All sales recorded through 01/31/2009

Prepared by Scott Norris  
Source is First American Real Estate Solutions

Year	No. of Sales	Avg Sale Price	Sale Price/S.F.
2003	12	336100	208
2004	19	367537	238
2005	11	451091	305
2007	6	408800	280
2008	1	215000	171



Year of Sale	Address	Unit No	Price	Sq. Feet
2008	623 Cedars		215000	1257
Totals for 2008		Number of Sales	1	
Average sale price		215000	Average price /sf	171.042
2007	539 Forest	23	340000	1501
2007	822 Evergreen		470000	1501
2007	834 Evergreen		475000	1501
2007	849 Evergreen		400000	1501
2007	655 Cedars		300000	1257
2007	823 Evergreen		467800	1501
Totals for 2007		Number of Sales	6	
Average sale price		408800	Average price /sf	279.936
2005	850 Evergreen		480000	1501
2005	810 Evergreen		505000	1501
2005	617 Cedars		319000	1257
2005	510 Forest		449000	1501

Year of Sale	Address		Unit No	Price	Sq. Feet
2005	664	Cedars		448000	1501
2005	509	Forest		480000	1501
2005	662	Cedars		490000	1501
2005	519	Forest		421000	1501
2005	860	Evergreen		505000	1501
2005	860	Evergreen		505000	1501
2005	528	Forest		360000	1501
Totals for	2005	Number of Sales	11		
	Average sale price	451091		Average price /sf	305.035
2004	513	Forest		286500	1501
2004	508	Forest		320000	1501
2004	856	Evergreen		290000	1501
2004	504	Forest		255000	1501
2004	653	Cedars		320000	1501
2004	661	Cedars		561500	2842
2004	664	Cedars		448000	1501
2004	510	Forest		449000	1501
2004	617	Cedars		319000	1257
2004	660	Cedars		389900	1501
2004	658	Cedars		439000	1501
2004	535	Forest		322500	1501
2004	808	Evergreen		349000	1501
2004	812	Evergreen		390000	1501
2004	619	Cedars		254000	1257
2004	850	Evergreen		480000	1501
2004	845	Evergreen		369800	1501
2004	843	Evergreen		410000	1501
2004	817	Evergreen		330000	1501
Totals for	2004	Number of Sales	19		
	Average sale price	367537		Average price /sf	237.750
2003	660	Cedars		389900	1501
2003	658	Cedars		439000	1501
2003	661	Cedars		561500	2842
2003	525	Forest		260000	1501
2003	533	Forest		245000	1501
2003	801	Evergreen		283000	1501
2003	854	Evergreen		266500	1501

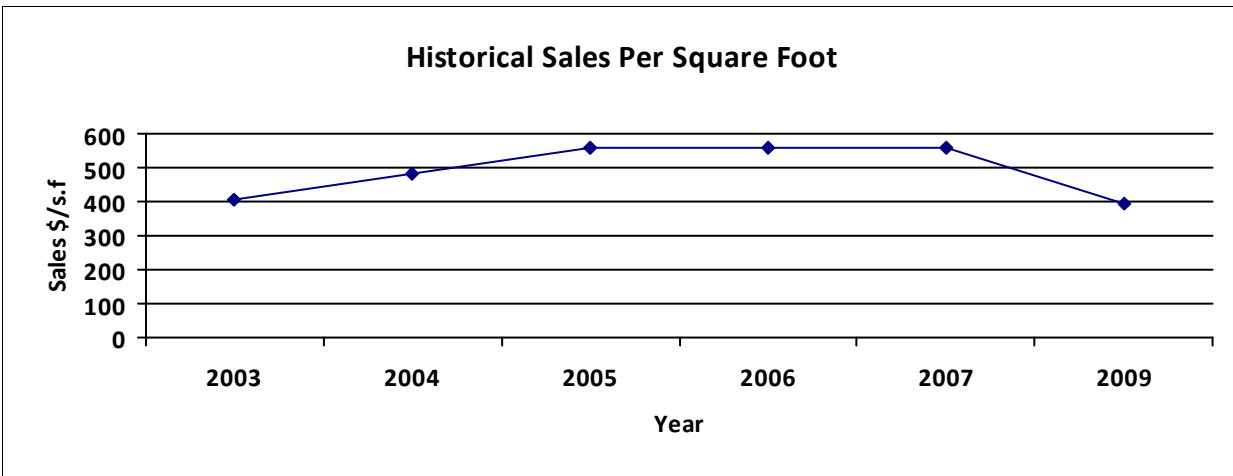
Year of Sale	Address		Unit No	Price	Sq. Feet
2003	858	Evergreen		268000	1501
2003	806	Evergreen		257500	1501
2003	832	Evergreen		340000	1501
2003	823	Evergreen		467800	1501
2003	529	Forest		255000	1501
Totals for	2003	Number of Sales	12		
	Average sale price	336100	Average price /sf	208.402	

# Cedars West

34228 All sales recorded through 01/31/2009

Prepared by Scott Norris  
Source is First American Real Estate Solutions

Year	No. of Sales	Avg Sale Price	Sale Price/S.F.
2003	9	538978	407
2004	2	617500	485
2005	1	715000	561
2006	2	712500	559
2007	3	784167	561
2009	1	520000	395



Year of Sale	Address	Unit No	Price	Sq. Feet
2009	5655 Gulf Of Mexico	D203	520000	1316
Totals for	2009	Number of Sales	1	
	Average sale price	520000	Average price /sf	395.137
2007	5655 Gulf Of Mexico	B203	677500	1316
2007	5655 Gulf Of Mexico	D207	575000	1274
2007	5655 Gulf Of Mexico	B101	1100000	1604
Totals for	2007	Number of Sales	3	
	Average sale price	784167	Average price /sf	560.920
2006	5655 Gulf Of Mexico	D205	650000	1274
2006	5655 Gulf Of Mexico	C103	775000	1274
Totals for	2006	Number of Sales	2	
	Average sale price	712500	Average price /sf	559.262
2005	5655 Gulf Of Mexico	C207	715000	1274

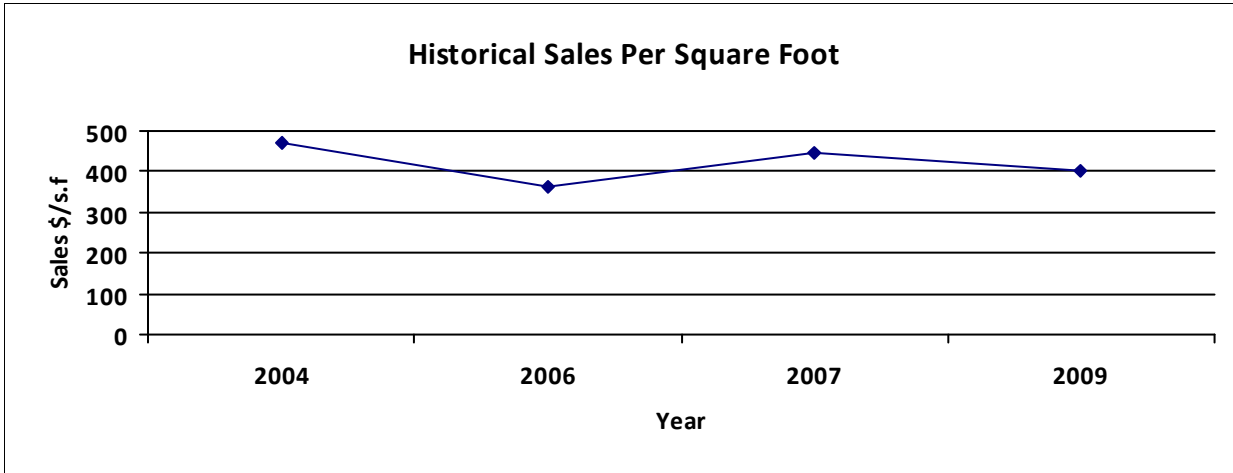
Year of Sale	Address		Unit No	Price	Sq. Feet
Totals for	2005	Number of Sales	1		
	Average sale price	715000		Average price /sf	561.224
2004	5655	Gulf Of Mexico	A106	560000	1274
2004	5655	Gulf Of Mexico	B102	675000	1274
Totals for	2004	Number of Sales	2		
	Average sale price	617500		Average price /sf	484.694
2003	5655	Gulf Of Mexico	A103	585000	1274
2003	5655	Gulf Of Mexico	A104	532000	1274
2003	5655	Gulf Of Mexico	B106	540000	1274
2003	5655	Gulf Of Mexico	A101	785000	1604
2003	5655	Gulf Of Mexico	B204	41300	1274
2003	5655	Gulf Of Mexico	B206	530000	1274
2003	5655	Gulf Of Mexico	D202	530000	1316
2003	5655	Gulf Of Mexico	D203	630000	1316
2003	5655	Gulf Of Mexico	B203	677500	1316
Totals for	2003	Number of Sales	9		
	Average sale price	538978		Average price /sf	406.878

# Club Longboat

34228 All sales recorded through 01/31/2009

Prepared by Scott Norris  
Source is First American Real Estate Solutions

Year	No. of Sales	Avg Sale Price	Sale Price/S.F.
2004	3	701667	473
2006	2	535000	361
2007	4	660875	445
2009	1	595000	401



Year of Sale	Address	Unit No	Price	Sq. Feet
2009	5055 Gulf Of Mexico	231	595000	1484
Totals for 2009		Number of Sales	1	
Average sale price		595000	Average price /sf	400.943
2007	5055 Gulf Of Mexico	514	475000	1484
2007	5055 Gulf Of Mexico	434	728500	1484
2007	5055 Gulf Of Mexico	336	665000	1484
2007	5055 Gulf Of Mexico	121	775000	1484
Totals for 2007		Number of Sales	4	
Average sale price		660875	Average price /sf	445.334
2006	5055 Gulf Of Mexico	312	620000	1484
2006	5055 Gulf Of Mexico	224	450000	1484
Totals for 2006		Number of Sales	2	
Average sale price		535000	Average price /sf	360.512
2004	5055 Gulf Of Mexico	536	960000	1484

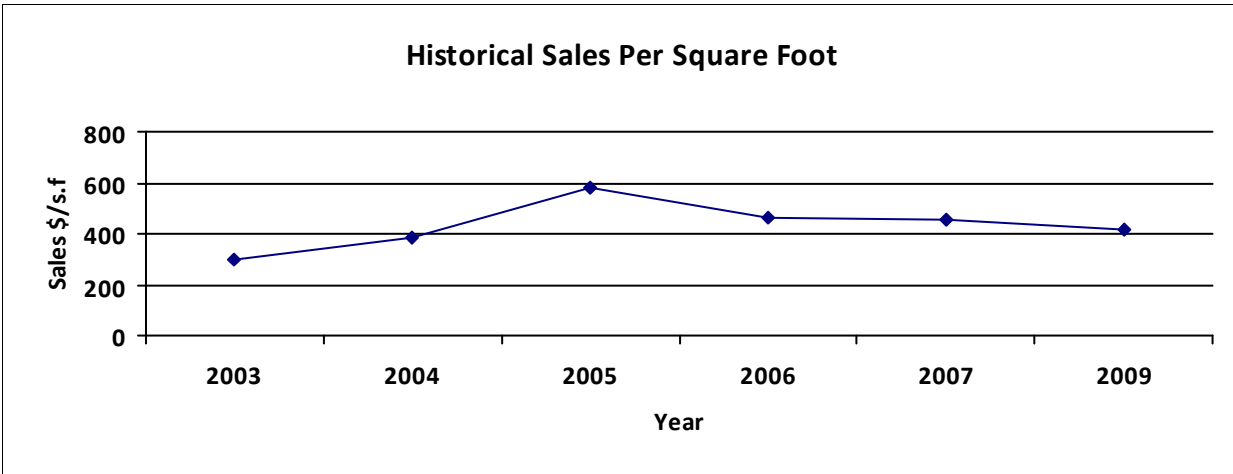
Year of Sale	Address		Unit No	Price	Sq. Feet
2004	5055	Gulf Of Mexico	516	610000	1484
2004	5055	Gulf Of Mexico	311	535000	1484
Totals for	2004	Number of Sales	3		
	Average sale price	701667		Average price /sf	472.821

# Covert

34228 All sales recorded through 01/31/2009

Prepared by Scott Norris  
Source is First American Real Estate Solutions

Year	No. of Sales	Avg Sale Price	Sale Price/S.F.
2003	1	295000	298
2004	5	463000	382
2005	2	862500	583
2006	1	995000	461
2007	1	450000	456
2009	1	415000	419



Year of Sale	Address	Unit No	Price	Sq. Feet
2009	5231 Gulf Of Mexico	202	415000	990
Totals for	2009	Number of Sales	1	
	Average sale price	415000	Average price /sf	419.192
2007	5210 Gulf Of Mexico	102	450000	986
Totals for	2007	Number of Sales	1	
	Average sale price	450000	Average price /sf	456.389
2006	5230 Gulf Of Mexico	301	995000	2160
Totals for	2006	Number of Sales	1	
	Average sale price	995000	Average price /sf	460.648
2005	5210 Gulf Of Mexico	101	975000	1970
2005	5231 Gulf Of Mexico	303	750000	990

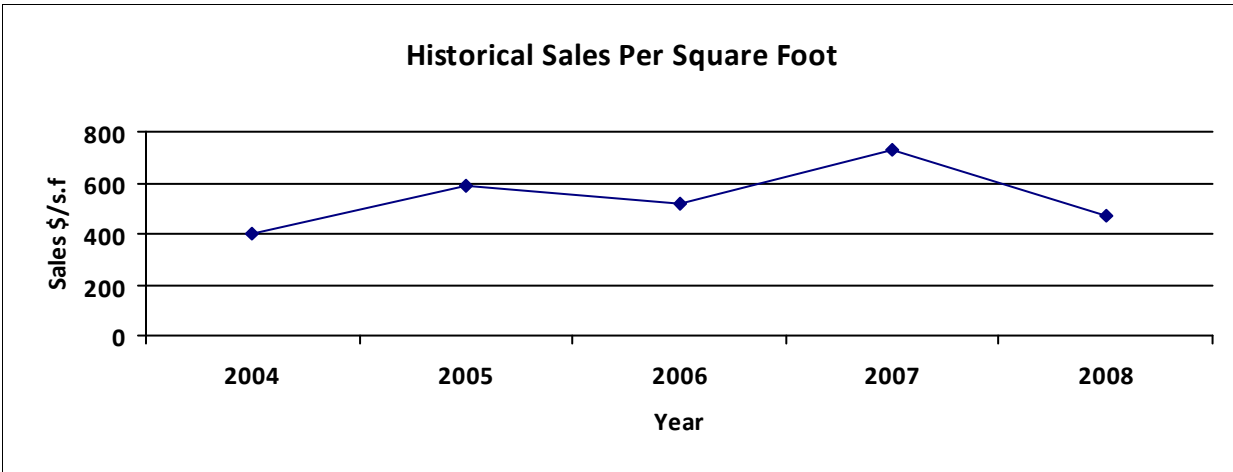
Year of Sale	Address		Unit No	Price	Sq. Feet
Totals for	2005	Number of Sales	2		
	Average sale price	862500		Average price /sf	582.770
2004	5210	Gulf Of Mexico	201	550000	1914
2004	5210	Gulf Of Mexico	103	375000	986
2004	5210	Gulf Of Mexico	102	450000	986
2004	5211	Gulf Of Mexico	103	540000	1186
2004	5231	Gulf Of Mexico	207	400000	990
Totals for	2004	Number of Sales	5		
	Average sale price	463000		Average price /sf	381.887
2003	5231	Gulf Of Mexico	208	295000	990
Totals for	2003	Number of Sales	1		
	Average sale price	295000		Average price /sf	297.98

# Dock On Bay

34228 All sales recorded through 01/31/2009

Prepared by Scott Norris  
Source is First American Real Estate Solutions

Year	No. of Sales	Avg Sale Price	Sale Price/S.F.
2004	1	574700	398
2005	2	655000	586
2006	1	510000	514
2007	1	735000	728
2008	1	470000	473



Year of Sale	Address	Unit No	Price	Sq. Feet
2008	3440 Gulf Of Mexico	3	470000	993
Totals for	2008	Number of Sales	1	
	Average sale price	470000	Average price /sf	473.313
2007	3440 Gulf Of Mexico	2	735000	1009
Totals for	2007	Number of Sales	1	
	Average sale price	735000	Average price /sf	728.444
2006	3440 Gulf Of Mexico	3	510000	993
Totals for	2006	Number of Sales	1	
	Average sale price	510000	Average price /sf	513.595
2005	3440 Gulf Of Mexico	12	575000	1228
2005	3440 Gulf Of Mexico	2	735000	1009

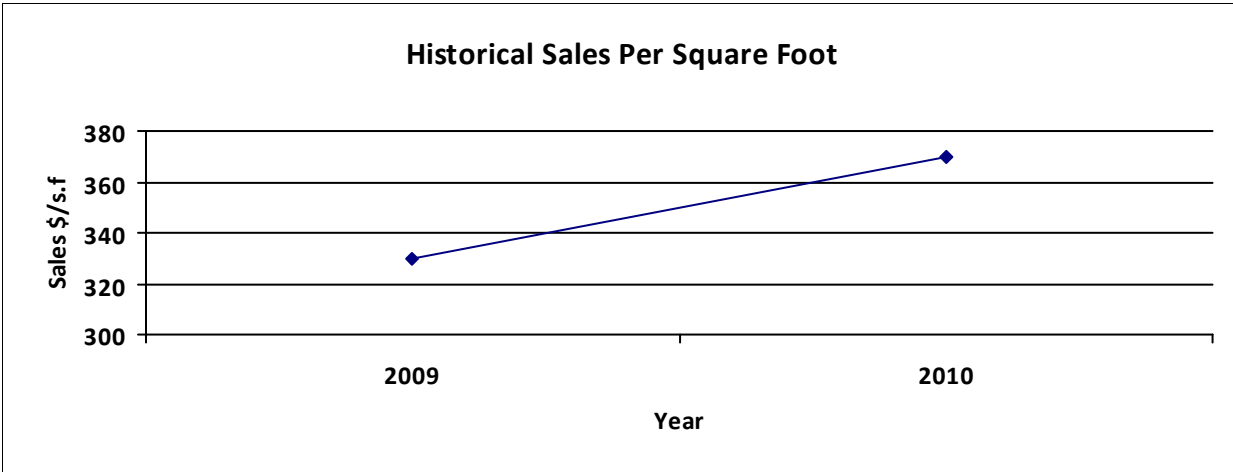
Year of Sale	Address		Unit No	Price	Sq. Feet
Totals for	2005	Number of Sales	2		
	Average sale price	655000		Average price /sf	585.606
2004	3440	Gulf Of Mexico	19	574700	1443
Totals for	2004	Number of Sales	1		
	Average sale price	574700		Average price /sf	398.267

# Embassy Court Condo

34228 All sales recorded through 01/31/2009

Prepared by Scott Norris  
Source is First American Real Estate Solutions

Year	No. of Sales	Avg Sale Price	Sale Price/S.F.
2009	1	465000	330
2010	1	475000	370



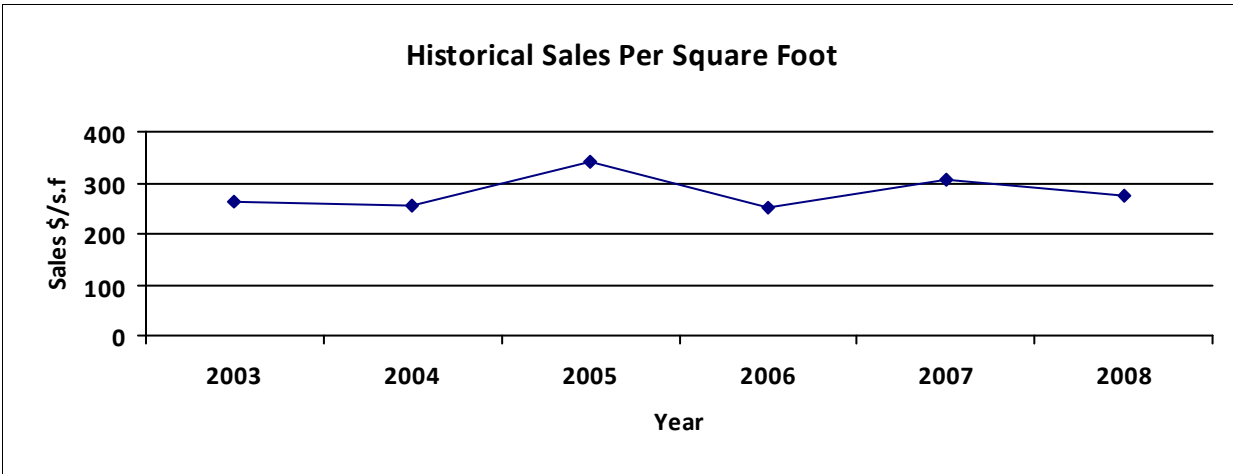
Year of Sale	Address		Unit No	Price	Sq. Feet
2010	770	Palm	1002	475000	1284
Totals for	2010	Number of Sales		1	
		Average sale price	475000	Average price /sf	369.938
2009	770	Palm	1402	450000	1284
2009	770	Palm	1601	465000	1408
2009	770	Palm	Ph-3	700000	1284
Totals for	2009	Number of Sales		3	
		Average sale price	538333	Average price /sf	406.187

# Emerald Pointe

34228 All sales recorded through 01/31/2009

Prepared by Scott Norris  
Source is First American Real Estate Solutions

Year	No. of Sales	Avg Sale Price	Sale Price/S.F.
2003	2	607650	262
2004	3	613500	255
2005	4	837475	341
2006	3	617533	252
2007	1	750000	305
2008	1	600000	275



Year of Sale	Address	Unit No	Price	Sq. Feet
2008	1916 Harbour Links	9	600000	2180
Totals for 2008		Number of Sales	1	
		Average sale price	600000	Average price /sf 275.229
2007	1917 Harbour Links	7	750000	2462
Totals for 2007		Number of Sales	1	
		Average sale price	750000	Average price /sf 304.630
2006	1910 Harbour Links	12	945000	2462
2006	1909 Harbour Links	5	890000	2180
2006	2071 Harbour Links	2	17600	2707
Totals for 2006		Number of Sales	3	
		Average sale price	617533	Average price /sf 252.089
2005	1910 Harbour Links	12	945000	2462
2005	1915 Harbour Links	6	749900	2462

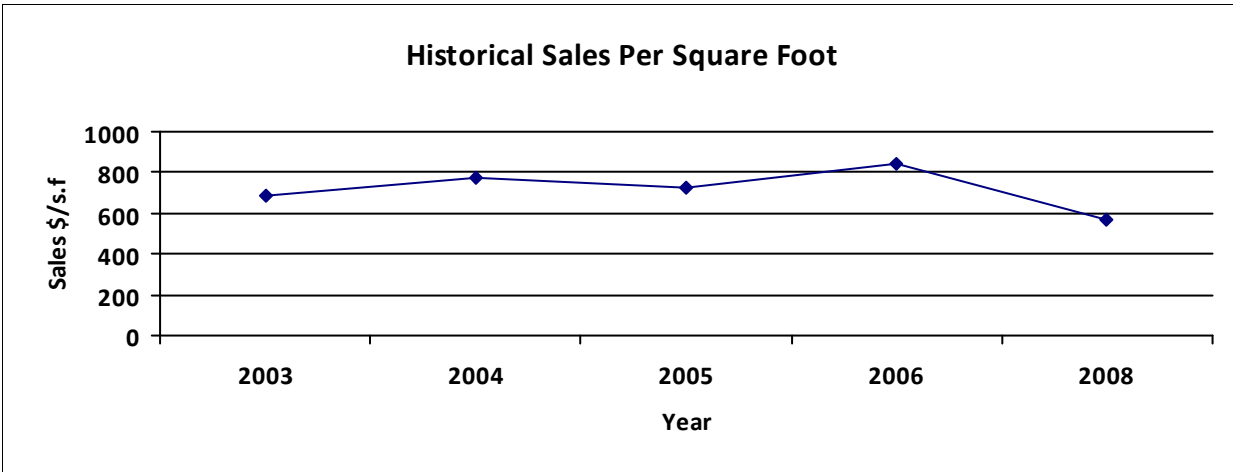
Year of Sale	Address		Unit No	Price	Sq. Feet
2005	1909	Harbour Links	5	890000	2180
2005	2069	Harbour Links	3	765000	2707
Totals for	2005	Number of Sales	4		
	Average sale price	837475		Average price /sf	341.443
2004	1917	Harbour Links	7	750000	2462
2004	1907	Harbour Links	4	508500	2376
2004	1905	Harbour Links	3	582000	2376
Totals for	2004	Number of Sales	3		
	Average sale price	613500		Average price /sf	255.129
2003	1904	Harbour Links	15	570000	2462
2003	1914	Harbour Links	10	645300	2180
Totals for	2003	Number of Sales	2		
	Average sale price	607650		Average price /sf	261.805

# En Provence

34228 All sales recorded through 01/31/2009

Prepared by Scott Norris  
Source is First American Real Estate Solutions

Year	No. of Sales	Avg Sale Price	Sale Price/S.F.
2003	1	2600000	684
2004	1	2635000	775
2005	3	2550000	722
2006	3	3602167	844
2008	2	2047800	569



Year of Sale	Address	Unit No	Price	Sq. Feet
2008	2151 Gulf Of Mexico	2	995600	3800
2008	2161 Gulf Of Mexico	6	3100000	3400
Totals for 2008		Number of Sales	2	
Average sale price		2047800	Average price /sf	568.833
2006	2151 Gulf Of Mexico	Ph	4707500	6000
2006	2151 Gulf Of Mexico	1	2474000	3400
2006	2141 Gulf Of Mexico	2	3625000	3400
Totals for 2006		Number of Sales	3	
Average sale price		3602167	Average price /sf	844.258
2005	2161 Gulf Of Mexico	6	3100000	3400
2005	2151 Gulf Of Mexico	4	2300000	3800
2005	2151 Gulf Of Mexico	3	2250000	3400

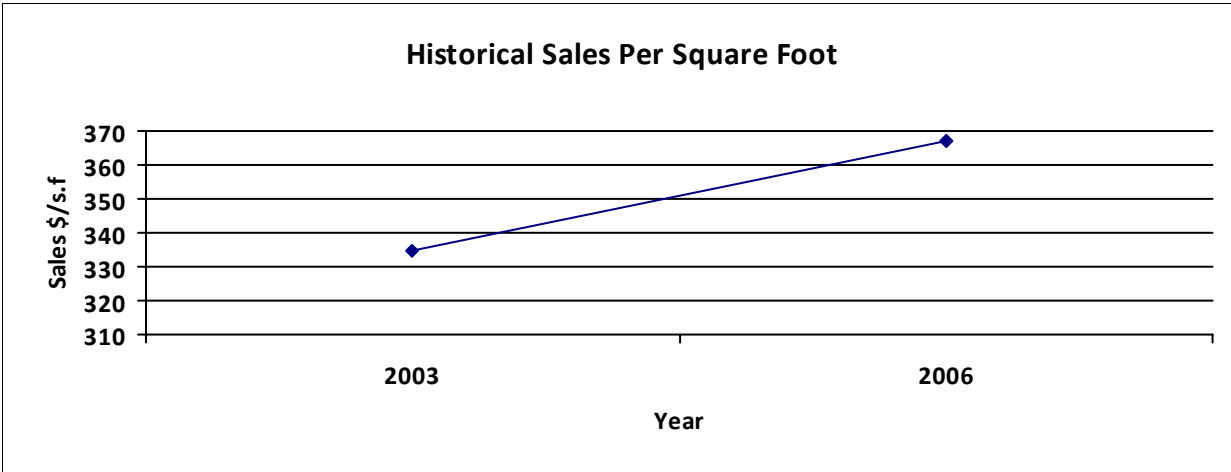
Year of Sale	Address		Unit No	Price	Sq. Feet
Totals for	2005	Number of Sales	3		
	Average sale price	2550000		Average price /sf	721.698
2004	2161	Gulf Of Mexico	4	2635000	3400
Totals for	2004	Number of Sales	1		
	Average sale price	2635000		Average price /sf	775
2003	2151	Gulf Of Mexico	2	2600000	3800
Totals for	2003	Number of Sales	1		
	Average sale price	2600000		Average price /sf	684.211

# Faine Apts

34228 All sales recorded through 01/31/2009

Prepared by Scott Norris  
Source is First American Real Estate Solutions

Year	No. of Sales	Avg Sale Price	Sale Price/S.F.
2003	1	340000	335
2006	3	372667	367



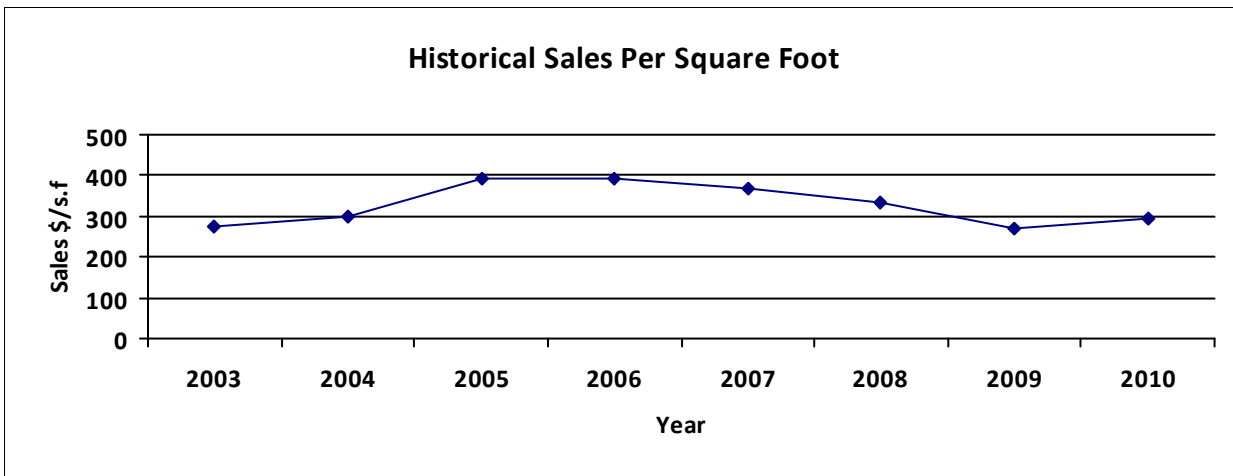
Year of Sale	Address		Unit No	Price	Sq. Feet
2006	420	Firehouse	6	418000	1015
2006	420	Firehouse	3	360000	1015
2006	420	Firehouse	2	340000	1015
Totals for	2006	Number of Sales	3		
	Average sale price	372667	Average price /sf	367.159	
2003	420	Firehouse	2	340000	1015
Totals for	2003	Number of Sales	1		
	Average sale price	340000	Average price /sf	334.975	

# Fairway Bay

34228 All sales recorded through 01/31/2009

Prepared by Scott Norris  
Source is First American Real Estate Solutions

Year	No. of Sales	Avg Sale Price	Sale Price/S.F.
2003	23	534695	274
2004	50	511504	301
2005	30	652000	394
2006	16	701125	391
2007	11	661000	369
2008	12	577700	335
2009	9	420944	270
2010	2	596000	293



Year of Sale	Address		Unit No	Price	Sq. Feet
2010	2110	Harbourside	515	725000	2632
2010	1930	Harbourside	151	467000	1442
Totals for	2010	Number of Sales	2		
	Average sale price	596000	Average price /sf	292.587	
2009	1922	Harbourside	1101b	445000	1330
2009	1930	Harbourside	113	645000	1905
2009	1926	Harbourside	1301b	412000	2097
2009	2020	Harbourside	42442	540000	2462
2009	2016	Harbourside	352	390000	1192
2009	1932	Harbourside	232	355000	1192
2009	2000	Harbourside	1503	345000	1598
2009	2120	Harbourside	643	535000	2031
2009	2020	Harbourside	442	360000	1192
2009	1918	Harbourside	903	512500	1626

Year of Sale	Address		Unit No	Price	Sq. Feet
2009	1930	Harbourside	154	299000	1192
2009	2020	Harbourside	452	325000	1192
2009	1930	Harbourside	141	432500	1442
Totals for	2009	Number of Sales	13		
	Average sale price	430462		Average price /sf	273.63
2008	1916	Harbourside	801	710000	2097
2008	2120	Harbourside	656	745000	2031
2008	2016	Harbourside	347	550000	1442
2008	1932	Harbourside	216	383900	1270
2008	1932	Harbourside	253	662500	1905
2008	1932	Harbourside	211	469000	1442
2008	2110	Harbourside	527	665000	2039
2008	1932	Harbourside	227	375000	1442
2008	1930	Harbourside	153	749000	1905
2008	1930	Harbourside	131	423000	1442
2008	1910	Harbourside	503	550000	1626
2008	2110	Harbourside	553	650000	2031
Totals for	2008	Number of Sales	12		
	Average sale price	577700		Average price /sf	335.352
2007	1926	Harbourside	1302b	655000	1626
2007	2110	Harbourside	538	755000	2550
2007	2110	Harbourside	548	1012500	2550
2007	2020	Harbourside	433	842000	1905
2007	2016	Harbourside	353	787500	1905
2007	2020	Harbourside	412	449000	1192
2007	1932	Harbourside	247	575000	1442
2007	1930	Harbourside	156	475000	1270
2007	2020	Harbourside	417	525000	1442
2007	2020	Harbourside	436	475000	1270
2007	2120	Harbourside	628	720000	2550
Totals for	2007	Number of Sales	11		
	Average sale price	661000		Average price /sf	369.049
2006	1928	Harbourside	1403b	350000	1626
2006	1930	Harbourside	112	439000	1192
2006	1924	Harbourside	1204b	590000	1375

Year of Sale	Address		Unit No	Price	Sq. Feet
2006	2016	Harbourside	352	540000	1192
2006	2110	Harbourside	522	925000	2039
2006	1922	Harbourside	1104b	500000	1330
2006	1904	Harbourside	201	670000	2097
2006	1920	Harbourside	1002b	485000	1626
2006	1926	Harbourside	1302b	655000	1626
2006	1930	Harbourside	113	820000	1905
2006	1904	Harbourside	203	430000	1626
2006	2120	Harbourside	636	975000	2031
2006	2120	Harbourside	625	1250000	2632
2006	1932	Harbourside	256	515000	1270
2006	2016	Harbourside	324	875000	2462
2006	2110	Harbourside	535	1199000	2632
Totals for	2006	Number of Sales	16		
	Average sale price	701125		Average price /sf	391.403
2005	2110	Harbourside	512	855000	2039
2005	1930	Harbourside	132	400000	1192
2005	1932	Harbourside	211	469000	1442
2005	1930	Harbourside	116	510000	1270
2005	1932	Harbourside	237	480000	1442
2005	1930	Harbourside	144	610000	1192
2005	1930	Harbourside	121	587000	1442
2005	1932	Harbourside	251	520000	1442
2005	1932	Harbourside	255	480000	1270
2005	1930	Harbourside	136	560000	1270
2005	2016	Harbourside	336	605000	1270
2005	1930	Harbourside	137	555000	1442
2005	2016	Harbourside	311	730000	1442
2005	2016	Harbourside	332	535000	1192
2005	1906	Harbourside	304	850000	2097
2005	1910	Harbourside	502	690000	1626
2005	1908	Harbourside	403	675000	1626
2005	1930	Harbourside	114	475000	1192
2005	2110	Harbourside	531	980000	2550
2005	2120	Harbourside	644	950000	2031
2005	2110	Harbourside	534	830000	2031
2005	2016	Harbourside	344	875000	2462
2005	2004	Harbourside	1704	461000	1420

Year of Sale	Address		Unit No	Price	Sq. Feet
2005	2012	Harbourside	2104	650000	2239
2005	2120	Harbourside	654	875000	2031
2005	2008	Harbourside	1903	440000	1598
2005	2120	Harbourside	657	748000	2039
2005	2020	Harbourside	443	900000	1905
2005	2020	Harbourside	437	525000	1442
2005	2110	Harbourside	524	740000	2031
Totals for	2005	Number of Sales	30		
	Average sale price	652000		Average price /sf	393.823
2004	1912	Harbourside	602	429000	1626
2004	1930	Harbourside	146	360000	1270
2004	1908	Harbourside	401	610000	2097
2004	1908	Harbourside	403	675000	1626
2004	1932	Harbourside	215	350000	1270
2004	1910	Harbourside	502	690000	1626
2004	1930	Harbourside	141	505000	1442
2004	1912	Harbourside	604	460000	1330
2004	1918	Harbourside	903	510000	1626
2004	1930	Harbourside	137	555000	1442
2004	1924	Harbourside	1203b	345000	1626
2004	1930	Harbourside	134	350000	1192
2004	1920	Harbourside	1002b	485000	1626
2004	1930	Harbourside	131	420000	1442
2004	1930	Harbourside	127	380000	1442
2004	1920	Harbourside	1004b	480000	2097
2004	1930	Harbourside	125	372000	1270
2004	1926	Harbourside	1301b	510000	2097
2004	1930	Harbourside	121	587000	1442
2004	1930	Harbourside	112	439000	1192
2004	1918	Harbourside	904	620000	2097
2004	2110	Harbourside	548	1012500	2550
2004	2020	Harbourside	421	420000	1442
2004	1932	Harbourside	216	383900	1270
2004	2020	Harbourside	456	425000	1270
2004	2008	Harbourside	1903	440000	1598
2004	2010	Harbourside	2001	580000	2239
2004	2012	Harbourside	2102	345000	1598
2004	2016	Harbourside	353	787500	1905

Year of Sale	Address		Unit No	Price	Sq. Feet
2004	2110	Harbourside	532	719000	2039
2004	2020	Harbourside	452	404800	1192
2004	2120	Harbourside	621		2550
2004	2120	Harbourside	628	720000	2550
2004	2120	Harbourside	631	715000	2550
2004	2120	Harbourside	634	800000	2031
2004	2120	Harbourside	642	744000	2039
2004	2120	Harbourside	643	678000	2031
2004	2120	Harbourside	654	875000	2031
2004	2002	Harbourside	1604	405000	1420
2004	1932	Harbourside	241	150000	1442
2004	2008	Harbourside	1901	450000	2239
2004	2016	Harbourside	342	375000	1192
2004	1932	Harbourside	242	360000	1192
2004	1932	Harbourside	257	485000	1442
2004	1932	Harbourside	241	150000	1442
2004	2016	Harbourside	331	470000	1442
2004	2016	Harbourside	333	700000	1905
2004	1932	Harbourside	234	370000	1192
2004	1932	Harbourside	232	362000	1192
2004	2016	Harbourside	336	605000	1270
Totals for	2004	Number of Sales	50		
	Average sale price	511504		Average price /sf	301.489
2003	2110	Harbourside	513	600000	2031
2003	1930	Harbourside	143		1905
2003	2120	Harbourside	616	282500	2031
2003	1932	Harbourside	212	371500	1192
2003	1916	Harbourside	804	670000	2097
2003	1932	Harbourside	231	367500	1442
2003	2120	Harbourside	655	946500	2632
2003	2110	Harbourside	533	645000	2031
2003	1930	Harbourside	152		1192
2003	2110	Harbourside	522	925000	2039
2003	1922	Harbourside	1102b	355000	1626
2003	1932	Harbourside	256	515000	1270
2003	1924	Harbourside	1204b	590000	1375
2003	1926	Harbourside	1301b	510000	2097
2003	2016	Harbourside	316	382000	1270